

SPRING 2017



2760 N. Tucson Blvd.
Tucson, AZ 85716

520.620.0947

thedrawingstudio.org

the
drawing studio
where art meets life

Class Locations:

Main Studio

The Drawing Studio

2760 N. Tucson Blvd.
Southeast corner of Tucson Blvd. and Glenn St.

Northwest Tucson

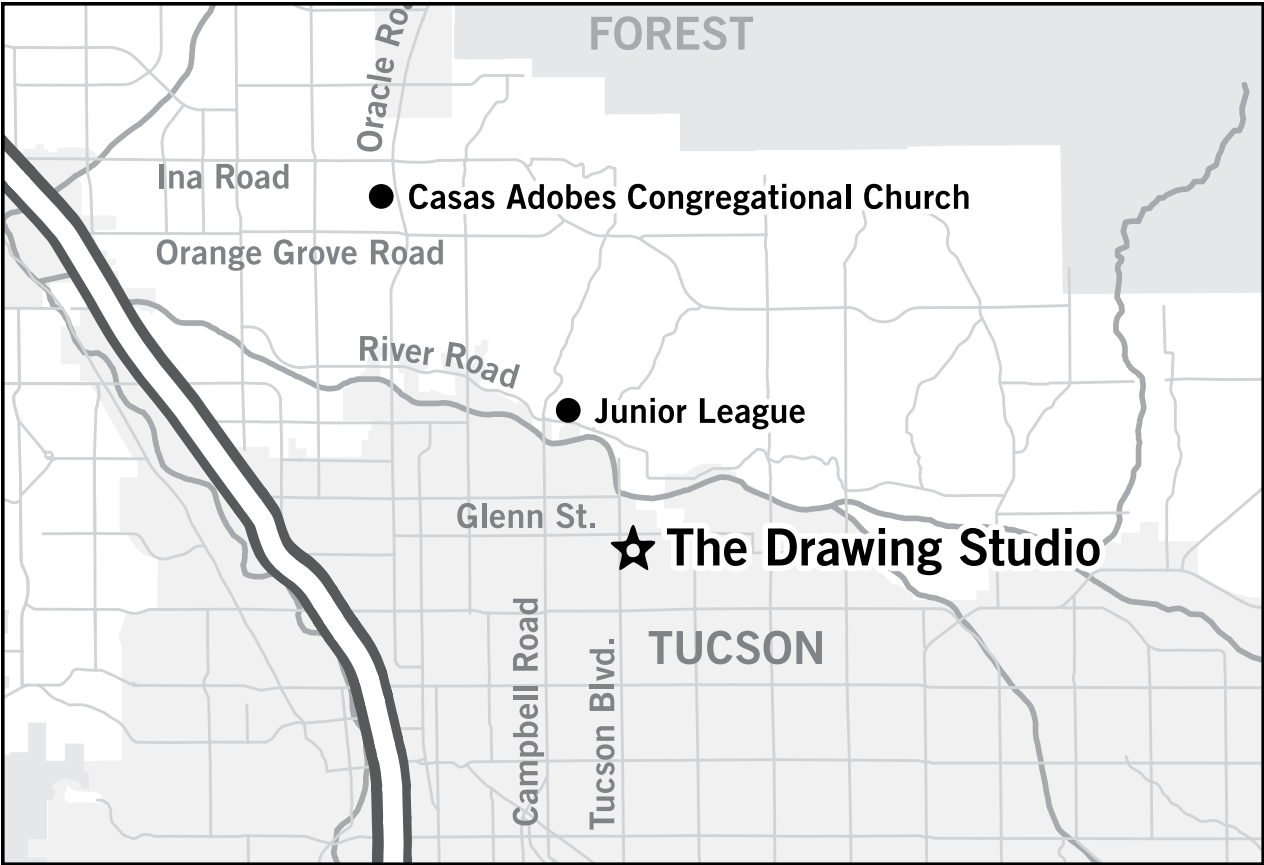
Casas Adobes Congregational Church (CACC)

6801 N. Oracle Rd.
West side of Oracle Rd., south of Ina Rd.

Foothills Tucson

Junior League (JL)

2099 E. River Rd.
East of Campbell Rd. on the north side of River Rd.



Spring 2017 Class Schedule

Register On-line—thedrawingstudio.org

★ **Schedule Updates**

Scheduling updates and additions will be posted online and via email newsletter. Make sure we have your current email address.

★ **Members Receive a 10% Discount**

Save on all tuition fees listed in the schedule, whether you register on-line or by phone.

Become a Drawing Studio Member!

Sign up online before you register for a course to receive the discount immediately.

Some Notes

About Course Listings & Registration:

1. In this schedule, courses are arranged into categories. Within these divisions, courses are ordered by start date. Check our website to see the latest updates at our link “Register/Browse Classes On-Line and/or Get Supply List”.
2. We cap on-line registration at 75% of the enrollment limit to prevent confusion if more people than the course can accommodate try to sign up on line. Once on-line registration reaches this capacity, when you try to enroll on-line, you will receive a message that you must enroll via phone, email, or in person.
3. If you have a credit or discount that you want to apply to your registration, you must enroll via phone. You cannot apply them through on-line registration.
4. Please familiarize yourself with our refund and credit policy, on the website and in the on-line registration. While we make exceptions to this policy in the case of certain medical and family emergencies, we do not as a general rule prorate class fees based on the number of classes you can attend.

Psst! ...do you know?

The Drawing Studio (TDS) is a nonprofit, creative learning organization in Tucson that brings visual art and the benefits of art practice to the entire community. Our philosophy is that art isn’t only for the “talented” because *everyone* can learn the skills. Plus...it’s fun!

Check out these highlights in the spring schedule:

- You have a place at TDS even if you are a **beginner** – consider starting with the **Drawing Fundamentals, Level 1**, or enroll in one of our **Try It!** “art appetizers” first! These 3-hour workshops are only \$40. Learn more about Try It! on pages 7.
- For **intermediate** or **established artists**, consider exploring a **new medium** or sign up for a **Practice of Art** class to strengthen your studio life – read about the Practice of Art on page 12.

- Parents! We offer **youth classes** for ages 9-18. Choose from printmaking, mixed media painting, and comic illustration. Check out our new 3-day **Spring Break Immersion** program for teens age 13-18 to learn **drawing fundamentals** and **comic illustration** – more on page 8.
- Do you have more art than wall space? Consider donating pieces you’ve outgrown to **The Collector’s Market**, our benefit art sale scheduled for March 3-10!

I hope you can find the right place for you. From all of us at TDS, welcome to our community!

Stephanie Balzer
Executive Director



Table of Contents

Drawing Fundamentals, Level 1	3
Drawing Fundamentals, Level 2	3
The Practice of Drawing (Drawing Fundamentals, Level 3)	4
Drawing	5
Try It! Art Appetizers	7
Open Figure Studio	8
Youth.....	8
Pastel and Colored Pencil	9
Painting	
• Watercolor/Gouache.....	9
• Oil.....	10
• Acrylic	10
Portrait and Figure	11
Mixed Media and Collage	11
Printmaking.....	12
Practice of Art	12
Faculty	14
Satellite Course Summary	13

Drawing Fundamentals

The Foundational Course Sequence of the Drawing Studio

Both universal and intimate, drawing is the backbone of visual art. Since our earliest days, drawing has been a powerful tool to explore what it is to be alive and human.

Anyone CAN learn to draw. And, like any skill worth acquiring, drawing is an ongoing discipline that continually presents challenges. Drawing Fundamentals provides a supportive and encouraging learning environment that immerses you in the practice of drawing from observation. Guided by experienced teaching artists and inspired by your peers, you will see the world in new ways, persist through difficulty, and expand your creative expression in art and in life.

Drawing Fundamentals is structured as a sequence of two 6-week courses — Drawing Fundamentals 1 and 2— followed by a wide range of 3-week drawing practice modules from which you can pick and choose. Drawing Fundamentals introduces a curriculum of foundational skills that progressively deepens your practice. The sequence is designed for beginners with no experience as well as those with an art background who want to revisit and expand their practice. We offer multiple sections of each course at various times and locations throughout the year. Once you have taken DF1 at full price, you can repeat it at half price for as many times as you like.

Drawing is a means to other artistic ends as well as its own rich domain. Whatever your goal or intention, Drawing Fundamentals will initiate you into a practice that can serve you for a lifetime.

Drawing Fundamentals, Level 1

Four foundational skills underlie the ability to visually understand and communicate: shape/edge, measurement, light (value) and space (perspective). These skills involve both mechanical and intuitive processes that you will isolate and activate. Then you will begin to combine these skills into drawings that will surprise you by their accomplishment and banish any fears regarding your ability to observe and draw.

Fee: \$195

Students who have paid the full tuition and completed level 1 may repeat level 1 at half price.

Note: Section letters simply indicate different locations or times for a particular course. Sections are listed by start date.

DF1.F (TDS)

Deb Steinberg

Six Wednesday afternoons, 1 – 4pm
Jan. 11 – Feb. 15

DF1.G (CACC)

Paul Mohr

Six Monday afternoons, 1 – 4 pm
Jan. 16 – Feb. 20

DF1.H (TDS)

Paul Mohr

Six Monday evenings, 6 – 9 pm
Jan. 16 – Feb. 20

DF1.J (TDS)

Linda Poverman

Six Tuesday afternoons, 1 – 4 pm
Jan. 31 – March 7

DF1.K Fundamentos del dibujo, Nivel 1 (TDS)

Carolyn King

Seis viernes por la tarde, 13:00 – 16:00 (1 – 4 pm)
10 de febrero – 17 de marzo

La capacidad de entender y comunicar visualmente está compuesta de cuatro habilidades básicas: forma/ borde, medición, luz (valor) y espacio (perspectiva). Estas habilidades implican procesos intuitivos y mecánicos que Ud. va a aislar y activar. Luego comenzará a convertir estas habilidades en dibujos que sorprenderán debido a su nivel de logro y cualquier miedo o temor que tenga con respecto a su capacidad de observar y dibujar se desvanecerá.

Precio: \$195

Estudiantes que hayan pagado la matricula completa y que ya han terminado el curso de nivel 1 pueden repetirse nivel 1 a mitad del precio.

DF1.L (JL)

Annie Andre

Six Wednesday afternoons, 1 – 4 pm
Feb. 15 – March 22

DF1.M (JL)

Paul Mohr

Six Sunday afternoons, 1 – 4 pm
Feb. 26 – April 2

DF1.N (TDS)

Paul Mohr

Six Monday evenings, 6 – 9 pm
Feb. 27 – April 3

DF1.O (TDS)

Nancy Chilton

Six Wednesday mornings, 9am – 12 pm
March 1 – April 5

DF1.P (TDS)

Deb Steinberg

Six Thursday afternoons, 1 – 4 pm
March 9 – April 13

DF1.Q (CACC)

Lynn Fleischman

Six Friday afternoons, 2 – 5 pm
March 10 – April 21 (no class Mar. 31)

DF1.R (TDS)

Andrea Mendola

Six Thursday evenings, 6 – 9 pm
March 30 – May 4

DF1.S (JL)

Paul Mohr

Six Sunday mornings, 9am – 12 pm
April 23 – June 11 (no class May 14 and 28)

DF1.T (CACC)

Paul Mohr

Six Monday afternoons, 1 – 4 pm
April 24 – June 12 (no class May 15 and 29)

Drawing Fundamentals, Level 2

Understanding and mastering foundational skills will inspire you to see and respond to the world around you with intensified interest and curiosity. In Drawing Fundamentals 2 you will explore natural and human-made subjects in greater depth, emphasizing composition and mark-making.

Fee: \$195.

Students who have paid the full tuition and completed level 2 may repeat level 2 at half price.

Note: Section letters simply indicate different locations or times for a particular course. Sections are listed by start date.

DF2.D (CACC)

Lynn Fleischman

Six Friday afternoons, 2 – 5 pm
Jan. 6 – Feb. 10

DF2.E (TDS)

Nancy Chilton

Six Thursday mornings, 9 am – 12 pm
Jan. 12 – Feb. 16

DF2.F (JL)

Paul Mohr

Six Sunday afternoons, 1 – 4 pm
Jan. 15 – Feb. 19

DF2.G (TDS)

Deb Steinberg

Six Wednesday afternoons, 1 – 4 pm
Feb. 22 – March 29

DF2.H (CACC)

Paul Mohr

Six Monday afternoons, 1 – 4 pm
Feb. 27 – April 3

DF2.J (JL)

Annie Andre

Six Wednesday afternoons, 1 – 4 pm
March 29 – May 3

DF2.K (TDS)

Nancy Chilton

Six Wednesday mornings, 9 am – 12 pm
April 12 – May 17

DF2.L (TDS)

Deb Steinberg

Six Thursday afternoons, 1– 4 pm
April 20 – May 25

DF2.M (JL)

Paul Mohr

Six Sunday afternoons, 1 – 4 pm
April 23 – June 11 (no class May 14 and 28)

**Drawing
Fundamentals,
Level 3**

This collection of 3–week modules, each with a particular focus, allows you to customize your drawing practice. As you enroll in various DF3 modules, you will gain fluency in the “languages” of drawing as you explore new tools, media, and subject areas, and ways to effectively communicate in each. Begin to develop a personal vision that expands your experience of “observation” to encompass both internal and external realms.

DF3: Intro to Portrait Drawing (TDS)

Deb Steinberg

B: Three Thursday afternoons, 1 – 4pm
Jan. 5 – Jan. 19

Sooner or later, someone will ask you to draw a portrait of them, a child or grandchild. Are you prepared? Our first class session will explain how to draw a portrait from a photograph. The following sessions will have us drawing from a live model, one male and one female.

Fee (each section): \$140, includes model fee.

DF3.G: Drawing Fundamentals Review (TDS)

Deb Steinberg

Three Friday mornings, 9am – 12pm
Jan. 6 – Jan. 20

Been a while since you took DF1 and feeling a bit rusty? Have some art background but are not not sure where to start at TDS? Take this three–week course to get your groove back.

Fee: \$125

DF3: Drawing Media Sampler (TDS)

Deb Steinberg

B: Three Thursday mornings, 9am – 12pm
Jan. 12 – Jan. 26

Charcoal and pencil may be the most familiar drawing tools, but they are just the beginning. Expand your drawing skills and your creative potential with ink, Conté crayon, and scratchboard.

Fee (each section): \$125

DF3.H: Thinking Abstractly (TDS)

DF3.H: Thinking Abstractly (TDS)

Deb Steinberg

Three Thursday mornings, 9am – 12pm
A: Feb. 2 – Feb. 16

B: April 27 – May 11

Even if you never intend to become an abstract artist, learning how to think abstractly will immensely improve your artwork. And it’s fun! Class projects will involve the meaningful use of values, form, color and line to create space and balance in abstract compositions.

Fee (each section): \$125

DF3: Value in Charcoal (TDS)

Lynn Fleischman

Three Sunday afternoons, 1:30 – 4:30pm
Feb. 19 – March 5

Charcoal is the perfect medium to explore the nuances of value, learn to see in terms of value–shapes rather than objects, and begin to translate value into color. This class is perfect for those who want to sharpen their b/w drawing skills or strengthen their understanding of the value/color relationship.

Fee: \$125

DF3: Intro to Figure Drawing (TDS)

Deb Steinberg

C: Three Thursday mornings, 9am – 12pm
Feb. 23 – March 9

D: Three Wednesday morning, 9 am – 12 pm
May 10 – 24

For those who feel comfortable with their basic drawing skills, this is a user–friendly intro to the fascinating world of drawing the human figure. Each week features a different model.

Fee (each section): \$145, includes model fee



DF3: Drawing in Relief (TDS)

Joe Marshall

Friday evening, 6 – 9 pm, Saturday, 9:30am – 4 pm
February 24 and 25

Add a third dimension to your drawing. Relief printing is simple and direct. It is a great way to sharpen your composition skills by focusing on the patterns that make up a drawing and giving it purpose. Explore a new way to approach drawing.

Fee: \$135 (includes some materials)

DF3: Cut Paper (TDS)

Andrew Rush

Three Thursday evenings, 5 – 8pm
March 2 – March 16

The most valuable foundation underlying memorable visual art is the pattern of dark and light that the eye first sees, long before it sorts out everything else (like color, subject, meaning). Borrowing from my printmaking practice, I have developed some simple exercises working and playing with black/white construction paper to master the skills that produce strong compositions in every, and any, art media.

Fee: \$125

DF3: Composition in Charcoal (TDS)

Lynn Fleischman

Three Sunday afternoons, 1:30 – 4:30 pm
March 12 – 26

If you love charcoal, this class is for you. If you want to strengthen your compositional skills using a malleable and forgiving medium, this class is for you. We will exploit the versatility and immediacy of charcoal to explore effective compositional strategies applicable to a wide range of other drawing and painting media.

Fee: \$125

DF3: Experimental Drawing (TDS)

Deb Steinberg

Three Wednesday mornings, 9am – 12pm
April 5 – 19

There is more to the art of drawing than strictly rendering what you see. A big part of what we do as artists to interpret and experiment. The class will help you spread your wings and develop your own style.

Fee: \$125

DF3: Landscape in Charcoal (TDS)

Pat Dolan

Three Wednesday afternoons, 1 –4 pm
April 12 – 26

Charcoal is the perfect medium for creating dramatic, dynamic, timeless landscapes. By exploring the range of values possible with vine charcoal and simplifying shapes within the landscape, we will experiment with different approaches to making compositions work.

Fee: \$125

DF3: Black and White to Color (TDS)

Pat Dolan

Three Wednesday afternoons, 1 – 4 pm
May 3 – 17

Take the worry out of moving from drawing fundamentals into working with color. Each class will offer exercises to develop and expand skills using a variety of drawing media including charcoal, pastel, and gouache (highly pigmented and opaque watercolor).

Fee: \$125

Drawing

Words and Images (TDS)

Andrew Rush

Six Thursday evenings, 5 – 8pm
Jan. 12 – Feb. 16

In the cracks of art history are artists like Beatrix Potter, William Blake, Ben Shahn, Saul Steinberg, Edward Gorey and many others whose art explores the relationship between visual and verbal languages and communicates outside the gallery model of “art for walls.” This course will include weekly short projects to develop the skills of simultaneous visual/verbal thinking. Students will invent and carry out their own ‘word/image’ project, with coaching in designing a do–able idea, from concept to finished work.

Prerequisite: *Drawing Fundamentals 1 & 2 or equivalent.*

Fee: \$195



Handbound Sketchbook (TDS)

Annie Andre

Saturday, 10am – 4pm
Feb. 11

Create and personalize a small book for use as a sketchbook, journal, or notebook. Starting with a 9” x 12” drawing pad, we will repurpose it into a book half the size. Decorative covers, colorful end pages, and simple Coptic stitch bring it all together! Basic bookbinding experience is helpful but not required.

Fee: \$90

The Angle on Perspective (TDS)

Linda Poverman

One Thursday afternoon, 1 – 4 pm
February 23

To create the illusion of depth in a drawing, we must transfer visual info from a 3 dimensional world onto a 2 dimensional surface. In this workshop you will grasp how perspective works to do just that. With some tips, observation and exercises, you will start to produce drawings that jump off the page!

Fee: \$60

Contemporary Sumi Ink Drawing (TDS)

Pat Dolan

Saturday, 10am – 4pm
Jan. 14

Expand your drawing vocabulary to include the flow of ink washes from a brush. This immediate media forces you to stay in the present moment. The goal of ink–and–wash painting is not simply to reproduce the appearance of the subject, but to capture its spirit. Traditional ink wash painting may be regarded as a form of expressionistic art that captures the unseen. This class takes the traditional sumi painting and adapts and expands it.

Fee: \$90

Traditional Sumi-E/Ink Brush Drawing (CACC)

Joy Mills

Four Tuesday afternoons, 1 – 4 pm
B: Jan. 17, 31, Feb. 21, 28

C: March 14, 28, April 11, 25

This class offers a step–by–step approach to traditional Japanese Sumi–e painting. Each class will focus on one subject — plant, animal, or landscape. Use of a Bamboo brush expands both our drawing and painting vocabulary. Seven basic strokes will be demonstrated and practiced during each set of classes. The fluidity of brushstroke developed in this class can inform and enhance many various drawing and painting practices.

Fee (each section): \$150

Drawing and Painting with your iPad (TDS)

Barry Dodge

Saturday, 9:30am – 4pm
B: January 21

Students new to drawing on an iPad or seasoned designers will learn to use ArtStudio, an easy and inexpensive app specially developed for the iPad. Draw and paint in multiple layers without pencils and paints. The only supplies you'll need are your iPad (iPad 2 or newer) and ArtStudio (in the Apple App Store for \$4.99). You will learn how to set up a palette, set up layers, use the airbrush tool, and print and export your creations.

Fee: \$90

Deep Dives into iPad Drawing (TDS)

Barry Dodge

B: Four Tuesday evenings, 6 – 9pm
Feb. 21 – March 14

Once you have acquired basic familiarity using the “ArtStudio” application to draw on an iPad, explore additional possibilities in digital art. You will need your iPad (iPad 2 or newer) and ArtStudio (in the Apple App Store for \$4.99). In each part of this class you will learn the details behind new techniques. A dash of theory will be covered in each session, but plenty of time will be devoted to drawing and refining your technique.

Prerequisite: Drawing and Painting with Your iPad, or equivalent experience.

Fee: \$150

Magic of the Broadpen: Calligraphy I (TDS)

Howard Yoffe

Four Thursday afternoons, 1 – 4pm
Feb. 16 – March 9

It is like magic to watch beautiful calligraphic letterforms emerge from the movement of the chisel tip of a pen or brush. Experience this magic and learn to produce beautiful writing using the broad nibbed pen with 3 “hands” fundamental to Western European Writing. This class can be repeated for additional practice.

Fee: \$150

Modern Calligraphy (TDS)

Annie Andre

Saturday, 10am – 4pm
March 11

Using brush and paint, you are invited to explore a modern approach to traditional calligraphy. After an introduction to technique, you will try your hand at

a series of projects that allow you to express yourself in a colorful, personal style. Projects will vary from simple to more involved, and may incorporate drawing and embellishments.

Fee: \$90

Intro to Gothic and Italic Calligraphy

Howard Yoffe

One Thursday
Gothic: 9 am – 12 pm
(prerequisite: Calligraphy 1 or equivalent)

Italic: 1 – 4 pm (no experience required)
April 6

The morning session is for those who have had some experience in Broad pen calligraphy (either the Calligraphy 1 class or equivalent experience). You will explore and practice basic principles and be introduced to the wide variation in Gothic hands. The afternoon session introduces you to the Italic hand based on the Papal Chancery script as taught by Arrighi in the 15th Century. Italic is a beautiful, efficient, flexible and very readable, and many people adopt it as their basic handwriting. By the end of either session, you will be able to write a legible version of the hand and be able to use it to write out a quote, a poem or a note.

Fee: \$60 (AM or PM); \$90 (AM and PM)

Connecting to Your Creativity: A Mindfulness Drawing Weekend

Pat Dolan

Friday, 4 – 9 pm
Saturday, 9 am – 4 pm
Sunday, 9 am – 1pm
March 17 – 19

Treat yourself to a relaxing creative weekend at the historic C.O.D Ranch in Oracle, AZ. Replenish yourself by connecting to the earth and drawing landscapes using pastels, charcoal, watercolor, gouache and/or ink. Being together all weekend will allow us a deep artistic dive to discover the essence of the land and rediscover parts of ourselves. In addition to drawing, we will incorporate mindfulness exercises and journal writing. Suitable for all skill levels, and for anyone who wants to use the practice of drawing as a way to slow down and be present in the moment.

Staying at the C.O.D Ranch, we will breathe fresh air, eat nourishing food, see the stars, and listen to the quiet. With 360-degree views of majestic mountain ranges and beautiful desert landscape, the ranch is a perfect environment for creativity and connection.
codranch.com

Fee: \$420 (tuition, food, double lodging; single room supplement, add \$80)

Travel Sketch (Tohono Chul and Columbus Park)

Pat Dolan

One Saturday, 9:30 am – 4 pm
April 22

Using a few simple supplies including a small watercolor sketchbook, an ink pen, a small watercolor or gouache set, and medium round brush, you will learn how to create simple drawings and watercolor sketches. This freeing approach will help you capture moments of your travels. This fun approach to seeing and drawing is a wonderful way to document and remember your adventures.

Fee: \$90

Ink Workshop (TDS)

Deb Steinberg

One Saturday, 9 am – 2 pm
April 8

Ink is so familiar that we forget what a wonderful, versatile medium it is for drawing. We'll experiment with using ink with a brush like watercolor, creating washes and value shapes; using ink with a pen to explore linear markmaking; and combining these techniques.

Fee: \$75

Expressive Charcoal (TDS)

Lynn Fleischman

One Saturday, 9:30 am – 4 pm
April 29

Charcoal is the perfect medium to go big, go gestural, go experimental. We'll spend the morning doing a variety of activities and exercises to loosen up and shake up our assumptions about what we can and cannot do. In the afternoon, you'll run with your own visual idea to create a large and unexpected exploration.

Fee: \$90

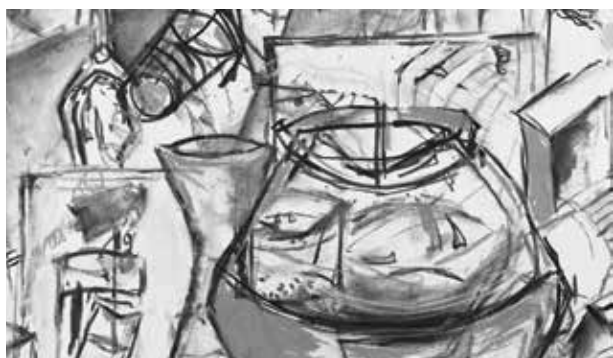
Best Friends: Drawing and Collage Animals (TDS)

Pat Dolan

Two Friday afternoons, 1 – 4 pm
May 5 and 12

Express your relationships with favorite animals by drawing their portraits. Drawing animals requires skills in measurement, shape, and composition—put your fundamentals skills to work! Students are encouraged to develop their own voices through drawing their animals in charcoal, sumi ink, pastel, watercolor/ gouache, and collage. All skill levels welcome.

Fee: \$90



TRY IT!



Art Appetizers

These classes are bite-sized morsels offering a taste of what we teach at The Drawing Studio. Look for more offerings to come!

Fee for all Try It! classes: \$40 each
All materials provided.



TRY IT: Charcoal (TDS)

Lynn Fleischman

One Saturday afternoon, 1 – 4 pm
January 28

It's messy. It feels funny in your hand. It has a mind of its own. AND it's so much FUN! Get loose, get dirty, make the marks only you can make. Drawing with nature's own material is, paradoxically, like drawing with light.

TRY IT: Calligraphy (TDS)

Howard Yoffe

One Thursday afternoon, 1 – 4 pm
February 2

Every letter is a work of art itself. Put together, they create beautiful writing. Experience the magic!

TRY IT: Monotype (TDS)

Nancy Chilton

One Saturday afternoon, 1 – 4 pm
March 4

Monotype is a printmaking process that fosters creative attention, inventiveness, and new approaches to mark-making. Join us for an afternoon of process-oriented fun that will yield magical results!

TRY IT: Figure Drawing (TDS)

Deb Steinberg

One Saturday afternoon, 1 – 4 pm
April 22

Curious about figure drawing, but afraid to try? This short session will ease you into the most fascinating of all drawing disciplines.

TRY IT: Portrait Drawing (TDS)

Deb Steinberg

One Saturday afternoon, 1 – 4 pm
May 6

It's not as hard as you might think. You'll learn the secrets of how to accurately draw a recognizable portrait from a photograph – which in turn will give you a few tools when you begin to draw directly from life.



Open Figure Studio: Spring 2017



Since the very early days of The Drawing Studio, Open Figure Studio has been the place to hone our practice and enjoy the fellowship of a community of like-minded drawers, painters, and (occasionally) sculptors. It has been an embodiment of The Drawing Studio's commitment to be easily accessible to everyone.

Note: Please subscribe to our email newsletter for timely updates to this general schedule. See also thedrawingstudio.org for model schedule and updates.

- **Monday, 9:30 am–12:30 pm:** general studies*
- **Monday, 6–9 pm:** general studies*
- **Friday, 6–9 pm:** one long pose, always in costume
- **Sunday, 9:30 am–12:30 pm:** general studies*

* “General studies” include short (2 min.) to long (up to 1 hour) poses; work from the nude (occasionally clothed) model(s); open studio monitors are open to requests and interests of session participants.

The fee for Open Studio is \$10/session. No reservations or advance payment required.

Anyone enrolled in a figure or portrait class may attend Open Studio for \$5/session between the start and end dates of the class. Associates can purchase 10-session voucher cards for \$75.

OPEN FIGURE STUDIO MONITORS:

Rebecca Olson, Reid Silvern, Pete McCray, Betty Counsellor, Stephen Judy, Erika Atwood, Howard Yoffe, Christy Olsen

Benefits of Membership

Members are art makers and advocates who support TDS. Your membership lasts for a year from the date you donate, and it benefits you AND the Tucson community.

Even the most basic level offers you:

- ★ 10% discount on adult classes
- ★ 10 – 20% discounts at various art supply vendors in Tucson

Did you know that class tuitions cover only ½ the cost necessary to provide the quality instruction TDS is known for? Your membership helps us keep classes affordable for everyone.

Becoming a member is easy. Renew or join us by calling **520-620-0947**. Thank you!



Youth

All youth classes are held at The Drawing Studio, Sunday afternoons, 1 – 4 pm. All materials are provided.

D. Acrylic Painting

Chris Harvey

Jan. 8 – Jan. 29

Learn to express yourself in acrylics with a master of mark making and expressive painting, Chris Harvey. Students will work from a model and from still life compositions.

Fee: \$145

E. Printmaking

Carolyn King

Feb. 5 – Feb. 26

Explore accessible, experimental and affordable ways to create ‘multiples’ and ‘transfers’ in this printmaking class. We will work with stencils, Gelli plates and styrofoam to develop multi-layered images.

Fee: \$145

F. Mixed Media Painting

Carolyn King

March 5 – March 26

Do you love to draw as much as paint? This class shows you several ways to combine both! If you feel more confident in your ability to draw than to paint, then this workshop is especially great for you.

Fee: \$145

G. Comic Drawing

Mark Zepezauer

April 2 – 30 (no class April 16)

Everyone's favorite class is happening again! Comic class will focus on creating characters, exaggeration and action techniques, inking and coloring, and more. Students will learn the basics of making their own cartoon panels. Returning students welcome to deepen their skills.

Fee: \$145

Teen Spring Break Immersion: Drawing Fundamentals and Comic Drawing

Mark Zepezauer and Linda Poverman

Monday through Wednesday, 9 am – 3 pm
March 20 – 22

Draw from life in the morning and unleash your imagination in the afternoon. Learn the fundamentals of drawing from direct observation, then develop your own comic interpretations of characters, objects, times and places. For ages 13 – 17.

Fee: \$165, includes all materials



Pastel and Colored Pencil

Introduction to Pastel (TDS)

Pat Dolan

Six Thursday afternoons, 1 – 4 pm
Jan. 5 – Feb. 9

If you enjoy drawing and are hungry to play with color, pastels, with their incredible richness, are for you. Learn how to use this most forgiving medium. Experiment with ways to get more luminosity and vibrancy in your work. We will cover paper and pastel brand selection, under painting, layering, and mark making, as well as the unique color and drawing properties of soft pastels.

Fee: \$195

Pastel – Water and Sky (Christopher Columbus Park/TDS)

Pat Dolan

Saturday, 10am – 4pm
January 28

Capture the luminosity, reflections and motion of water. Create sunsets to stormy skies and with soft pastels, pan pastels and gouache. (Gouache is the watercolor equivalent of pastel—rich luminous color—and combines well with pastel.) Experiment with ways to get more luminosity and vibrancy in your work by using layers of color and creating a rich value range.

Fee: \$90

Expressive Pastels (TDS)

Pat Dolan

Saturday, 10am – 4pm
Feb. 18

Start loose and stay loose. Express yourself in pastels using their luminosity in a spirit of play and delight. Experiment with simplifying images into abstraction. Take out the unnecessary and get to the image's essence. Relax and trust your vision.

Fee: \$90

Abstraction with Pastel (TDS)

Pat Dolan

Three Wednesday afternoons, 1 – 4 pm
March 15 – 29

Use the basic elements of shape, color and line, together with a new understanding of the basic principles of composition, to create new expressions and liveliness in your work. Begin with learning several approaches to underpainting and explore the lushness of color. Let go of “getting it right” and relax into improvisation and experimentation, trusting your intuition.

Fee: \$125

Color Fundamentals-Pastel (TDS)

Deb Steinberg

Six Thursday mornings, 9am – 12pm
March 16 – April 20

Designed for seasoned pastel artists and newbies alike, this class presents a step-by-step introduction to the effective use of color in pastel. Gain a deeper understanding of pastel as a medium and how to use and control color.

Fee: \$195

Wild and Free (TDS)

Pat Dolan

One Saturday, 10 am – 4 pm
May 20

Experiment with soft pastels and loosen up by adding pan pastels, charcoal, and ink. Let go of the “shoulds,” uncover ways of fully expressing yourself in a spirit of play and delight. Open up new possibilities and approaches to your work.

Fee: \$90

Colored Pencil Sampler (TDS)

Rebecca Olson

Two Tuesday afternoons, 1 – 4pm
B: Jan. 17 and 24

The perfect opportunity to try out colored pencils. In the first session, we bring rhythm and life to a still life. In the second, we do quick color studies from a clothed model. Colored pencils can be quick and expressive like pastels, or an easy lead-in to watercolor. Try a painterly approach to drawing with flair, flexibility, and a sense of motion. Bring a sample of your work if you have one, and favorite drawing materials. Extra paper and pencils provided.

Fee: \$100, includes model fee for one session

Colored Pencil – Fast, Loose and Easy (TDS)

Rebecca Olson

Four Tuesday afternoons, 1 – 4pm
B: Feb. 7 – Feb. 28
C: March 14 – April 4
D: May 2 – May 23

Known for detailed realism, colored pencils can also take on impressionist or expressive effects. Easy to carry and clean to use, they're ideal for a quick sketch, or a study for painting. Learn to see color shapes in a still life, draw the warm and cool of light and shadow, describe the form and gesture of a clothed model. People of all skill levels can benefit. May be repeated for additional practice and skills development.

Fee (each section): \$170, includes model fee for two sessions

Watercolor and Gouache

Beginning Watercolor 1 (JL)

Tad Lamb

Four Monday afternoons, 1 – 4pm
B: Jan. 9 – Jan. 30

C: March 6 – March 27

D: April 10 – May 1

In this class, beginners will gain an overview of basic watercolor methods including washes, palette control, color mixing, brushwork and other useful techniques.

Fee (each section): \$150

Beginning Watercolor 2 (JL)

Tad Lamb

Four Monday afternoons, 1 – 4pm
B: Feb. 6 – Feb. 27

The extension of Beginning Watercolor I, this class explores the properties of watercolor and delves more deeply into color theory as it applies to the watercolor painter.

Fee: \$150

Birdlandia (TDS)

Tad Lamb

Two Monday afternoons, 1 – 4 pm
May 8 and 15

From topknot to tail feathers, learn the art of rendering birds in watercolor. Open to all skill levels and may be repeated.

Fee: \$90

Watercolor 1 and 2 (TDS)

Judy Nakari

1: Four Friday afternoons, 1 – 4pm
Jan. 20 – Feb. 10

2: Four Friday afternoons, 1 – 4pm
Feb. 17 – March 10

We will explore watercolor painting from the basics of laying down a wash, understanding color, and using techniques specific to watercolor, with emphasis on design (drawing), composition, values, color, edges. You will create beautiful paintings, whether you are a beginning or an experienced painter. Watercolor 1, or equivalent, is a prerequisite for Watercolor 2.

Fee (each section): \$150; Both sections: \$225


Playing with Gouache (TDS)

Pat Dolan

One Saturday, 10 am – 4 pm
March 25

Gouache is a rich and vivid opaque watercolor. It is immediate and easy to use. No rules. It works well by itself or in mixed media work with charcoal and ink. Turner painted his seascapes in gouache, and Matisse used it for color in his famous cutouts. We'll explore these various ways of working in this versatile medium.

Fee: \$90



Oil

Color Fundamentals – Oil (TDS)

Deb Steinberg

B: Six Wednesday mornings, 9am – 12pm
Jan. 11 – Feb. 15

C: Six Wednesday evenings, 5 – 8pm
Feb. 22 – March 29

Once you feel comfortable with basic drawing skills, it may be time to move into the fascinating realm of color. This class presents a step-by-step introduction to the effective use of color in oil and the understanding of a new medium.

Fee (each section): \$195

Oil Painting Studio (TDS)

Deb Steinberg

Four Friday mornings, 9 am – 12 pm
A: Feb. 3 – Feb. 24

B: March 3 – March 24

Four Wednesday afternoons, 1 – 4 pm
C: April 26 – May 17

Bring your paints and palette, work with and learn from other painters under the guidance of a TDS master teaching artist. Each four-week section will present a different challenge in the medium. You will develop new skills and expand and refine your oil palette.

Fee (each section): \$150

Acrylic

Abstract Painting (TDS)

Lisa Mishler

Eight Monday afternoons, 1 – 4pm
B: Jan. 9 – Feb. 27

We sometimes have a tendency to overwork our paintings by over-thinking. We will learn to “let go” by creating urgency and painting with immediacy. Creativity is being able to take facts, fiction and feelings and turn them into metaphors, communicating through your choice of color shapes and rhythm. All skill levels welcome.

C: Mar. 13 – May 1

In this class, we will explore ways to create textures and layers. Practice with a variety of mediums, and play with pours. Learn to push through self-inflicted barriers, and make your tools work for you. All skill levels welcome.

Fee (each section): \$225

Abstract Painting (JL)

Lisa Mishler

Six Monday afternoons, 1 – 4 pm
May 8 – June 19 (no class May 29)

We will explore basic compositional elements, learning how to see abstractly and experimenting with shapes and colors. Learning how to tune into your creative child and your intuition, and how to dialogue with your painting. We will build on skills learned in Drawing Fundamentals and Color Fundamentals. You will learn how to express yourself in a new and creative way. All skill levels welcome.

Fee: \$195

The Manna of Abstraction & the Mechanics of Self-Criticism (TDS)

Josh Goldberg

Eight Tuesday mornings, 8:30 – 11:30am
II: Jan. 10 – Feb. 28

III: Mar. 14 – May 2

A two-classes-in-one deal where all students (1) practice the intense art of abstract painting in the first hour and a half of the class, and (2) learn the fundamentals of critique and self-criticism in the second hour and a half. In the studio portion of the class, students will explore unexpected leaps and how to embolden their creativity. In the critique portion of the class, students will explore the inner complexities of looking and speaking to their work as well as developing a useful art vocabulary (vis-à-vis free association methods and handouts).

Fee (each section): \$225

Using Acrylics to the Max (TDS)

Barbara Kemp Cowlin

Four Wednesday afternoons, 1 – 4pm
Jan. 11 – Feb. 1

Take the mystery out of the many acrylic materials available to artists. Expand your techniques to include pouring, texturing, glazing in layers, creating matte or glossy surfaces, sanding and reapplying paint and more. You will learn to use various grounds, gels, grits and pastes and experiment with each, learning how to incorporate them into your paintings. You'll leave the class with lots of ideas for new approaches for use in your own work.

Fee: \$160 (includes some materials)

Landscape painting in layers (TDS)

Barbara Kemp Cowlin

Four Wednesday afternoons, 1 – 4pm
Feb. 15 – March 8

Learn how to create vibrant landscape paintings in acrylics starting from the broadest fields of color to final details. We'll start with a field trip to sketch out and photograph ideas for your paintings. From there, making use of instructor demonstrations and practice exercises, you'll translate your reference materials onto canvas. We'll explore creating glazes and washes, sanding down and building up layers and other ways of capitalizing on the unique capabilities of acrylics. You'll leave with several paintings-in-progress or completed paintings.

Fee: \$160 (includes some materials)

Go with the flow: Painting acrylics on Dura-lar (TDS)

Barbara Kemp Cowlin

Three Wednesday mornings, 9 am – 12 pm
March 1 – 15

Starting with acrylic washes on Dura–Lar (archival polyester film), explore transparent and matte films. Experiment with painting, cutting weaving, stenciling, sanding and texturing. Manipulate the pieces and assemble the layers.

Fee: \$130, includes some materials

Translating Values for Acrylic Painters (TDS)

Carolyn King

Two Tuesday afternoons, 1 – 4 pm
March 7 and 14

Have you struggled with the concept of ‘range of tone’ in your art work? If so, this workshop guides you through an exercise to target this key element of creating successful paintings. The workshop includes essential techniques of acrylic paint application in addition to ‘translating’ an image from gray scale to color.

Fee: \$90

Intro to Abstract Painting in Acrylic (TDS)

Kirk Markarian

Saturday, 9am – 4pm
March 18

Explore a new way to apply various abstract techniques to acrylic. Armed only with a palette knife, we’ll practice carving out new ways to apply surface texture, strokes, fine lines, smears, and various other paint application methods. Students will learn to push paint with both smooth and patterned strokes. Students will also learn how to blend and separate colors, as well as how to break between paint applications to pause and reflect.

Fee: \$90

Portrait and Figure

Portrait Drawing (JL)

Paul Mohr

Six Sunday mornings, 9am – 12pm
B: Jan. 15 – Feb. 19

Portraiture skills combine the ability to work from observation, and the patience to allow the relationship between drawer and sitter to evolve. Those new to drawing portraits will develop an understanding of facial anatomy, light and shade, as well as a variety of technical approaches. Continuing students explore

conventions of portraiture and engage in studies involving longer poses. Personalized instruction for beginners and continuing students.

Fee: \$235 (includes model fee)

Seeing the Figure (TDS)

Howard Yoffe

B: Four Saturday afternoons, 1 – 4pm
Feb. 4 – Feb. 25

We rarely, if ever, actually “see” what we are looking at but instead rely on stored mental information to tell us what’s there. Yet the key to drawing is learning to retain and register visual, not mental, information. In this class, we will practice drawing the figure and learning to “see” as an artist. Many common drawing difficulties can resolve as a result!

Fee: \$180 (includes model fee)

Figure Drawing (JL)

Paul Mohr

Six Sunday mornings, 9am – 12pm
Feb. 26 – April 2

Learning to draw the figure can be a gateway to understanding better what it means to be human. Students will study anatomy, proportion, symmetry, value, gesture, mass and form, with ample opportunity to practice capturing the spirit that illuminates the form. Short poses will help students loosen up and gain confidence in their drawing capability, and long poses will help students learn how to develop a figure drawing with accuracy and energy.

Fee: \$235 (includes model fee)

Figure Drawing (TDS)

Chris Harvey

Four Wednesday evenings, 6 – 9 pm
April 12 – May 3

Whether you are a beginner wanting to learn the basics of drawing the human form, or a more experienced draw–er wanting to deepen your practice, this class will develop and sharpen your observational and interpretive mark–making skills.

Fee: \$180 (includes model fee)

Sustained Monochromatic Figure Painting Workshop (TDS)

Mano Sotelo

One Saturday, 9:30 am – 4 pm
April 22

Come take your time to see and paint! Choose whether to concentrate on only the head, a portion of the figure, or the entire figure. In this workshop, we will be working on toned canvas or panel and from one long pose. The sustained pose will give us an opportunity to create

a more finished painting that conveys clear structure and volume. Focus will be placed upon composition, planes, proportion, local values, chiaroscuro and edges. We will also work with a painting approach that can be applied to painting any object. This course offers demonstrations and personalized instruction for beginners and continuing students. Instructor will utilize oil; however, acrylic and pastel are welcome.

Fee: \$110 (includes model fees)

Intro to Portraiture Using Trois Crayons

Howard Yoffe

One Saturday, 9 am – 4 pm
May 13

Developed in Italy at the beginning of the Baroque period in Italy (17th C.), the Trois Crayons technique, 3 sticks of natural chalk (black, red, and white) used on a buff colored paper, allowed the artist to make a quick drawing that not only captured a figure in motion or a fleeting expression but subtleties of warm and cool skin tones as well. Today we use substitutes for natural chalk (Conte crayons in stick or pencil form or colored pencils) as most sources of natural red and black chalk were exhausted by the beginning of the 19th Century. In this workshop you will learn to use these three colors on toned paper to create a naturalistic portrait that may serve as a study for a more finished portrait or appreciated on its own.

Fee: \$110 (includes model fee)

Mixed Media and Collage

New Year, New Vision: A Vision–Board Workshop (TDS)

Janny Taylor

Saturday, 9:30 am – 4 pm
January 21

Because we humans respond strongly to visual stimuli, studies show that a vision board is a powerful tool that can help you to clarify and focus on what you want to have and what you want to be. It is literally a board on which you display words and images that provide a tangible representation of your wants and goals, and that inspires positive emotions as well as motivates you to manifest your ideal future. The purpose of creating your vision board is to bring everything on it to life.

In this workshop, we will cut, paste, write, draw, inspire each other, visualize together to create the most amazing new year ever!

Fee: \$90

Digital Collage on the iPad (TDS)

Barry Dodge

One Saturday, 9:30 am – 4 pm
April 1

Do you have photos, drawings, and other images on your iPad that you would like to combine into new compositions? In this class we will bring multiple images into one work where each component can be manipulated –sized, stretched, spun, reordered, and recolored– in many different ways.

Requirements: iPad with iOS 10.x and ArtStudio app (\$4.99 in the Apple App store).

Fee: \$90

Explorations in Mixed Media (TDS)

Carolyn King

One Saturday, 9 am – 4 pm

A: Integrating Surface Design
March 11

Designed for returning and 1st time mixed-media participants. This all-day workshop includes: *creating a ‘designed surface’ on a full sized sheet of heavy paper, and then* integrating ‘meaningful’ personal imagery with charcoal, pencils, oil pastels & acrylic paints.

B: Extending Gelli Plate Printing
April 1

The Fall ‘Gelli Plate’ workshop introduced basic principles and approaches for using this tool. In this session, we will include Open Acrylics to extend the drying time of our paint. This facilitates a more painterly monotype approach for working with Gelli Plates. This workshop will also include learning ‘registration’ in order to print multiple times on one paper. No previous experience needed. All levels welcome.

C: A Paper Cloth Piece
April 29

An all-day workshop to support participants’ deep dive into this’ layered’ approach. The base for the piece is light-weight ‘interfacing’ used in sewing. We will add layers of papers to create depth, texture, and pattern before developing imagery using charcoal, pencils, oil pastels and acrylics. All levels welcome. Previous experience not required.

Fee: each section, \$95; all three sections, \$210; includes some materials and some materials are available at cost.

Printmaking

Intaglio Open Lab (TDS)

Andy Rush, Tom Lindell, Ka Fisher

Fridays, 9am – 4pm (instruction in AM only)
Register by the calendar month

For anyone with an interest in intaglio printmaking from beginner to advanced. Processes available: 1) traditional and non-toxic etching, engraving, mezzotint, and mixed media; 2) photo-etching and solar plate-making; 3) edition printing support. Instruction is individually designed for each person’s level of skill.

Fee: \$120/month (Associates, \$100). Includes all materials except plates and paper, instruction and all-day access to the lab.

Mezzotint Workshop

Jennifer Clarke

Two Sundays, 9:30 am – 4 pm
January 22 and 29

Mezzotint is from the Italian mezzo (“half”) and tinta (“tone”) creating halftones. You can explore the old engraving technique Mezzotint without the arduous task of preparing a copper plate. You will work from a tonal drawing that you bring to the workshop—an image that you see in subtle tones, a play of light and shade emerging out of a velvet black background. We will use 4” x 6” plates already pre-rocked with thousands of dots. You will learn how to scrape and burnish your image into the plate and then print the results.

Fee: \$170 (includes tools, ink and paper; pre-rocked plate available at cost, \$20)

Monotype (TDS)

Nancy Chilton

Two Saturdays, 10am – 4pm
March 18 and 25

Of all the types of printmaking, monotype is the most spontaneous and is perfect for beginners and experienced printmakers alike. Through processes such as painting or rolling on ink (additive methods), removing ink with rags and other tools (subtractive methods), layering, and playing with viscosity and stencils (cut and found), you will create surprising imagery, rich tonal effects and vivid color combinations. We’ll use nontoxic Akua inks, creating prints with and without the printing press. Be prepared to stretch your imagination, experiment and have fun!

Fee: \$170 (includes some materials, paper available at cost)

Intro to Woodblock Relief Printmaking

Joe Marshall

One Saturday, 9:00 am – 4 pm
April 8

Woodblock relief printmaking involves cutting a design or a drawing into soft wood, inking the surface, and transferring the image to paper via a rubbing baren. Intrigued to try it for the first time? Or maybe a little bit hooked in the past, and itching to try it again? This workshop is the perfect opportunity to learn and practice the basic techniques of woodblock designing, cutting, and printing without having to buy your own blocks, tools, inks, or paper.

Fee: \$110

Practice of Art

The Practice of Art (CACC)

Pat Dolan

Monthly Monday evening, 5 – 8pm
B: Jan. 16, Feb. 20, March 20

It is difficult to grow as an artist and create a body of work without support and encouragement. Meeting once a month, we will develop goals and outline steps for new creative projects. We’ll learn how to handle the ups and downs of the creative journey through a series of writing exercises to connect with your inner muse. Your art practice will grow from committing to yourself as an artist and through the feedback and encouragement of fellow classmates.

Fee: \$125

Practical Lessons About Art Making (TDS)

Andrew Rush

Six Friday mornings, 8:30 – 10:30am
March 31 – May 6

There are three things I have learned from my 60 years of practicing and teaching art:

1. Art-making is very personal.
2. Art making is interactive with a mosaic of other interests unique to each person.
3. Art-making evolves more easily through our interaction with a community of art-makers.

For six Friday mornings I propose those who would like to develop, or refresh, their own way of making art meet for a ‘breakfast conversation’. We will share work, keep a sketchbook and notes, and look at art both like and unlike our own to widen our ideas about what’s next for each of us.

Fee: \$165 (includes continental breakfast)

Casas Adobes Congregational Church

6801 N. Oracle Rd.
West side of Oracle Rd.

Drawing Fundamentals

DF1.G

Paul Mohr
Six Monday afternoons, 1 – 4pm
Jan. 16 – Feb. 20

DF1.Q

Lynn Fleischman
Six Friday afternoons, 2 – 5 pm
March 10 – April 21 (no class Mar. 31)

DF1.T

Paul Mohr
Six Monday afternoons, 1 – 4 pm
April 24 – June 12 (no class May 15 and 29)

DF2.D

Lynn Fleischman
Six Friday afternoons, 2 – 5pm
Jan. 6 – Feb. 10

DF2.H

Paul Mohr
Six Monday afternoons, 1 – 4pm
Feb. 27 – April 3

Other Classes

Traditional Sumi-E/Ink Brush Drawing

Joy Mills
Four Tuesday afternoons, 1 – 4 pm
B: Jan. 17, 31, Feb. 14, 28
C: March 14, 28, April 11, 25

The Practice of Art

Pat Dolan
Monday evening, 5 – 8pm
B: Jan. 16, Feb. 20, March 20



Junior League

2099 E. River Rd.
East of Campbell Rd. on the north side of River Rd.

Drawing Fundamentals

DF1.L

Annie Andre
Six Wednesday afternoons, 1 – 4pm
Feb. 15 – March 22

DF1.M

Paul Mohr
Six Sunday afternoons, 1 – 4pm
Feb. 26 – April 2

DF1.S

Paul Mohr
Six Sunday mornings, 9am – 12 pm
April 23 – June 11 (no class May 14 and 28)

DF2.F

Paul Mohr
Six Sunday afternoons, 1 – 4 pm
Jan. 15 – Feb. 19

DF2.J

Annie Andre
Six Wednesday afternoons, 1 – 4 pm
March 29 – May 3

Other Classes

Beginning Watercolor 1

Tad Lamb
Four Monday afternoons, 1 – 4pm
B: Jan. 9 – Jan. 30
C: March 6 – March 27
D: April 10 – May 1

Beginning Watercolor 2

Tad Lamb
Four Monday afternoons, 1 – 4pm
B: Feb. 6 – Feb. 27

Portrait Drawing

Paul Mohr
Six Sunday mornings, 9am – 12pm
B: Jan. 15 – Feb. 19

Figure Drawing

Paul Mohr
Six Sunday mornings, 9am – 12pm
Feb. 26 – April 2

Abstract Painting

Lisa Mishler
Six Monday afternoons, 1 – 4 pm
May 8 – June 19 (no class May 29)

Faculty – Spring 2017

- ☆ **Rameen Ahmed**, BS in Arch. Stds., Univ. of WI; B.Arch., M.Arch., Univ. of AZ: 25 years' involvement in Tucson arts community in Tucson, both as a practicing architectural designer and metal artist. 10+ years teaching art and design to adults, teens and children in studio, school, and after-school programs. Work in studio jewelry focuses on small, fabricated wearable sculpture exhibited nationally and internationally. rameenahmeddesigns.com
- ☆ **Annie Andre**, BFA, Univ. of AZ: Graduate of TDS CERTS program in teaching drawing, former product designer for Hallmark Cards, has also worked in interior design.
- ☆ **Nancy Chilton**, BFA: draws, paints, prints, writes, and assembles objects out of papier-mâché, beeswax and other stuff. TDS membership and volunteer coordinator; e-mail newsletter chimp.
- ☆ **Jennifer Clarke** attended art school in London: an art conservator, oil painter and printmaker; prior to teaching at TDS, taught non-toxic printmaking for many years in Tranekaer, Denmark.
- ☆ **Barbara Kemp Cowlin**, BFA, Printmaking, MA, Community College Education, Printmaking, Post-bac Art Education. Certified Golden Artist Educator with training in the use of all acrylic products. 30 years art teaching experience. Teaches acrylic painting, drawing, visual literacy, printmaking, bookmaking. Paintings in corporate collections throughout the US and in Canada.
- ☆ **Barry Dodge**, BA, Computer Science/Asian Studies, Univ. of Oklahoma: explores the intersection of commercial art, fine art, and technology.
- ☆ **Pat Dolan**, BS art, MS visual design: have enjoyed many years teaching art from university to community colleges to TDS; love making art and teaching art, especially drawing; crazy about pastels and making a difference. See www.patdolan.net.
- ☆ **Ka Fisher**, BA West Tx St Univ. (A&M) Indiana Univ. undergrad, Univ. Az grad program- painting, Vermont Studio Center. Teaching public HS, private school all grades. On-going student in monoprint and new print media workshops. Represented by galleries in corporate, private collections, shows. Member WESTAF, ArtistsRegister.com
- ☆ **Lynn Fleischman**, BFA, MFA: TDS Founding Member, Executive Director, 2004-2013, now Education and Outreach Director; teaches drawing, printmaking, and drawing/movement; exhibited work locally and regionally; certified conscious dance teacher through Open Floor International.
- ☆ **Josh Goldberg**: BFA, MA, Asian Studies and Art History, Mich. State: Active Arizona artist and art educator since 1990, exhibiting at UA, Davis Dominguez Gallery, teaches abstract painting.
- ☆ **Chris Harvey**, BFA, Univ. of CT; MFA, Univ. of PA: painter who has exhibited widely; teaching experience at the university, K-12, and community-based levels.
- ☆ **Carolyn King**, BFA, Chicago Art Institute; MA, Arts & Consciousness, JFK University: worked with and taught principles of mixed media to students of all ages and abilities for over 30 years; native Spanish speaker.
- ☆ **Tad Lamb**, BFA Printmaking; University of South Alabama. Watercolorist, printmaker, birdwatcher. Long time member of Desert Artisans co-operative art gallery. Manages Sarnoff Art and Writing.
- ☆ **Tom Lindell**, Ph.D., Biochemistry: retired faculty member from Univ. of AZ Dept. of Molecular and Cellular Biology; taught bioethics and science and theology courses for many years; studied printmaking with Andy Rush.
- ☆ **Kirk Markarian**, BFA, Visual Communications, American InterContinental University: extensive professional experience in painting and graphic designer; drums and percussion performance; music composition and sound design; has taught art, music, and reading to children and adults.
- ☆ **Joe Marshall**: printmaker, illustrator, graphic novelist. Has shown internationally, YAYBIG Gallery and print exchange director. Shop assistant at Tanline printing. yaybigart.com
- ☆ **Andrea Mendola**, BA, Education, Univ. of AZ, art studies in Santa Fe: muralist for more than 20 years; teaches drawing and painting to youth and adults; long-time artist of portraiture and the human form, and currently focused on pastel and animal portraiture.
- ☆ **Joy Mills**, MFA, Univ. of AZ: has specialized in sumi-e for over 20 years and studied with acclaimed sumi-e instructors and masters from the US and Japan; taught regularly at Pima College as well as for the Desert Museum and the Chinese Cultural Center.
- ☆ **Lisa Mishler**: studied media arts and photography; 20-year career in interior design; studied with other TDS faculty, signature member of SAWG; regularly exhibits work regionally and nationally.
- ☆ **Paul Mohr**, BS: Studies at UA College of Architecture. With a background in science, he is a figure drawer working in clay, oil, and graphite. He directs the TDS Open Studio Figure Drawing Program. Past TDS Board Treasurer and past President of SAWG.
- ☆ **Judy Nakari**, watercolorist for 30+ years; won many local, state and national watercolor competitions, recent focus on plein-air and also known for flower portraits; extensive teaching in Colorado, Arizona, California and Tuscany, Italy.
- ☆ **Rebecca Olson**, BFA, studio art, Univ. of AZ, additional education in artists' books and digital arts: longtime OATS tutor and Open Studio monitor at TDS; does graphic and web design, book illustration, and portrait commissions. See beccart.com
- ☆ **Andrew Rush**, BFA, MFA, Director and Founder of The Drawing Studio: A former Associate Professor of Art at University of Arizona. Printmaker, sculptor, and drawer.
- ☆ **Mano Sotelo**: BFA Otis Art Institute Parsons School of Design, MFA Academy of Art University. His paintings have been exhibited nationally and locally; including the UofA Museum of Art, Tucson Museum of Art, Tucson Desert Art Museum and the Arizona-Sonora Desert Museum. Mano's work can be seen at sotelostudio.com
- ☆ **Deb Steinberg**, BA, Univ. of Minnesota: oil painter and illustrator; has taught pastel, oil painting, drawing, and portraiture.
- ☆ **Janny Taylor**, deemed a "kooky kind of genius" by O, the Oprah Magazine, is an award-winning collage artist who has exhibited nationally and internationally, a creativity coach, and author who has worked with people worldwide to help them to unleash their creative selves.
- ☆ **Howard Yoffe**, BA, Art History and Studio Art from UC/Riverside, additional work in Drawing and Painting at ASU: self taught in Calligraphy. Freelanced as Calligrapher, taught Calligraphy at UC/Riverside Extension, and served as Scribe in the Society for Creative Anachronism; longtime figure drawer and Open Studio Monitor.
- ☆ **Mark Zepezauer**, art, UC Santa Cruz: author/illustrator of four books; has taught art in the Sunnyside District and held summer cartoon camps for kids.





NON PROFIT ORG
U S POSTAGE
PAID
TUCSON AZ
PERMIT #553

2760 N. Tucson Blvd.
Tucson, AZ 85716

SPRING 2017

COURSE SCHEDULE

tds@thedrawingstudio.org

thedrawingstudio.org

Save^{the} Date and Donate!

YOUR DONATED WORKS OF ART
MAKE OUR MISSION POSSIBLE.

COLLECTORS INTERESTED IN DIVESTING MAY
DROP ARTWORK OFF NOW THROUGH FEBRUARY 2017.
2760 NORTH TUCSON BLVD. | TUCSON, ARIZONA | 85716
520-620-0947 | [TDS@THEDRAWINGSTUDIO.ORG](mailto:tds@thedrawingstudio.org)

the drawing studio
where art meets life
**Collector's
Market**
MARCH 3-10, 2017