



**FALL 2017 - WINTER 2018  
COURSE SCHEDULE**



2760 N. Tucson Blvd.  
Tucson, AZ 85716

520.620.0947

[thedrawingstudio.org](http://thedrawingstudio.org)

the  
drawing studio  
where art meets life

# What's New

...at The Drawing Studio?

## NEW YOUTH CLASSES

This fall we are doubling our classes for youth with exciting new offerings! Do you know a young artist seeking to deepen and strengthen their skills? Learn animation, comic illustration, drawing, sculpture, watercolor, 'zines and more. Classes are for 9–12 and 13–17 years.

## EXPANDED ADULT OFFERINGS

We've also added new adult courses! By popular demand ...cartooning for adults! Or why not consider painting on silk? We're also offering more oil painting classes, both in the day and evening. And, finally, our 3-hour Try It! workshops are great if you've always wanted to get a taste of a The Drawing Studio class – or explore a new medium.

## NEARING 400 MEMBERS

Our membership program is just shy of 400 members! Join us for a great schedule of events this fall, including studio tours, artist talks, and more. Membership is a way to build community and friendly accountability around your art practice. (*We all can use the encouragement, right?*) Become a member today and help us surpass the 400 mark!

## FREE CLASSES THROUGH LIBRARIES

The Pima County Public Libraries has renewed our contract to teach art classes through its branch libraries. This partnership makes it possible for us to offer free classes to those who may have barriers to enrolling at our studio, including funding and transportation. Library classes are scheduled and enrolled through individual participating branches beginning again this fall.



## MORE YOUTH SCHOLARSHIPS

We are very pleased to have granted nearly \$10,000 in scholarships to youth to attend the 2017 Art of Summer! In total, 30 percent of all Art of Summer participants were given tuition assistance. This was made possible by the generous donations from The Drawing Studio community so thank you for your ongoing support.

Now we are actively rebuilding our youth scholarship fund. If you would like to make a gift, please call us at **520-620-0947** or visit [thedrawingstudio.org](http://thedrawingstudio.org).

Welcome to The Drawing Studio

# Fall 2017–Winter 2018 Class Schedule

## Register on-line at [thedrawingstudio.org](http://thedrawingstudio.org)

Scheduling updates and additions will be posted online and via email newsletter. To ensure you receive these updates, please check we have your current email address!

## Become a Drawing Studio member!

Members receive a 10% discount on all tuition fees listed in the schedule, whether you register on-line or by phone. Are you a member? Sign up online before you register for a course to receive the discount immediately.

## Some notes about course listings and registration:

1. Courses are arranged by category. Within these categories, they are ordered by start date. Check our website to see the latest updates.
2. If you have a credit or class discount, please call us to apply them to a new registration. Unfortunately, credits cannot be applied through on-line registration.
3. Please familiarize yourself with our refund and credit policy, on the website and in the on-line registration. While we make exceptions to this policy in the case of medical and family emergencies, we do not prorate class fees based on the number of classes you can attend.
4. Learning to draw takes time and practice. Once you have taken a Drawing Fundamentals Level 1 or 2 course at full price, you can repeat it at half price for as many times as you like!

# Class Locations:

## Main Studio

### The Drawing Studio

2760 N. Tucson Blvd.

*Southeast corner of Tucson Blvd. and Glenn St.*

## Northwest Tucson

### Casas Adobes Congregational Church (CACC)

6801 N. Oracle Rd.

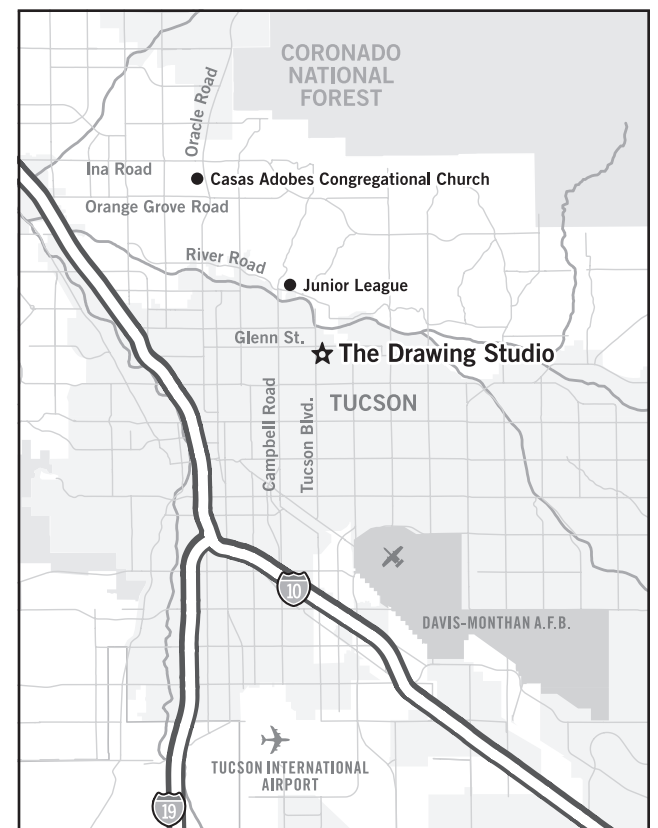
*West side of Oracle Rd., south of Ina Rd.*

## Foothills Tucson

### Junior League (JL)

2099 E. River Rd.

*East of Campbell Rd. on the north side of River Rd.*



# From the Executive Director

I love stories. I love how they can inspire and educate us.

The Drawing Studio is chalk-full of stories of artists, all ages, learning and sustaining their practice. Many Drawing Studio students are returning to art making for the first time since childhood; others are deepening their creative practice or exploring new mediums.

Our youth classes allow young artists the time and space to sink into projects with more freedom and deeper attention than they can in school. For many, the opportunity to work in a studio setting helps spark a vision for what their future could be!


Susan Simon is an artist whose story I love. Susan is a Tucson-based children's book illustrator who continues to take classes at The Drawing Studio. Recently, she wrote this in a letter to us:

The connection I have to The Drawing Studio, and to other artists, has been so important for me in the largest sense. I have worked so much in isolation in my career (*not to be melodramatic but it's true.*) Once, maybe five years ago, I came to Paul Mohr's figure drawing class unhappy about some bit of anatomy I was struggling to capture. I told Paul that I was "in the weeds." He grinned and said, "Hey, we're ALL in the weeds." It was so honest, and kind – plain-speaking artist-to-artist – and it was so helpful. I DID I suppose think I was the only artist working "in the weeds." It lightened my view of my own difficulties so much.

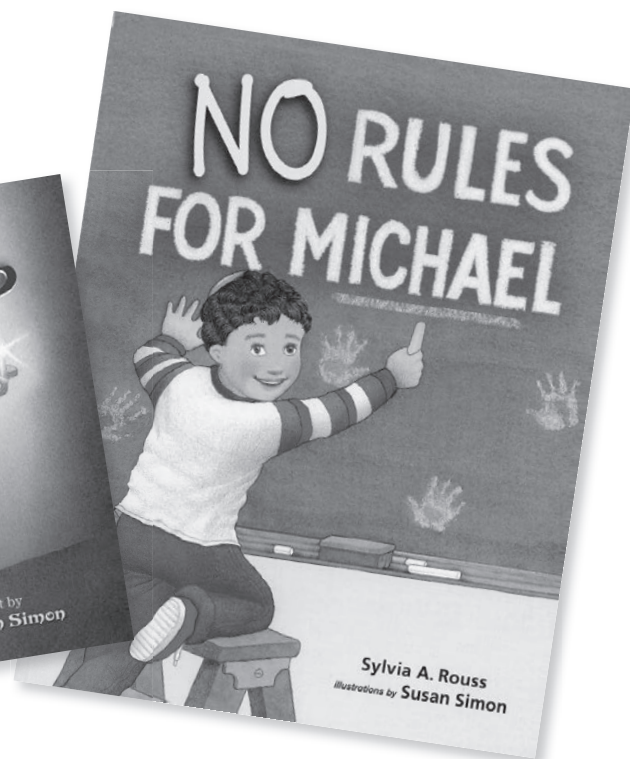

Susan's experience is just one example of the ways people find a connection to The Drawing Studio, whether professionals honing their craft, or beginners taking up mark making for the very first time. I hope you can find your personal connection here, too.

See you in the studio,

**Stephanie Balzer**  
Executive Director



Quirky illustration (right)  
by new TDS instructor,  
Mykl Wells (below)



Children's book illustrations from TDS student and member, Susan Simon.

## Table of Contents

Try It! Art Appetizers .....	8
Drawing Fundamentals, Level 1 .....	4
Drawing Fundamentals, Level 2 .....	4
Drawing Fundamentals, Level 3 .....	4
Drawing .....	6
Portrait and Figure .....	12
Pastel and Colored Pencil .....	7
Painting	
• Oil .....	7, 10
• Watercolor/Gouache .....	10
• Abstract .....	11
Landscape .....	12
Mixed Media and Collage .....	12
Printmaking .....	13
Practice of Art .....	13
Satellite Classes .....	15
Youth .....	9
Open Figure Studio .....	9
Faculty .....	14

# Drawing Fundamentals

## The Drawing Studio's Foundational Course Sequence

Drawing is the backbone of visual art. Since our earliest days, drawing has been a powerful tool to explore what it is to be alive and human.

Anyone *can* learn to draw!

For 25 years, The Drawing Studio has developed the Drawing Fundamentals curriculum. In these classes, we provide a supportive and encouraging learning environment for students to discover the art of "drawing from observation," or drawing what we see. The classes are designed for beginners with no experience, as well as those with an art background who want to revisit and expand their practice. We offer multiple sections of each course at various times and locations throughout the year.

Guided by experienced teachers and inspired by your peers, you will discover the world in new ways and expand your creative expression.

Drawing Fundamentals is structured as a sequence of two 6-week courses—Drawing Fundamentals 1 and 2—followed by a selection of 3-week drawing practice modules from which you can pick-and-choose.

Whatever your goal or intention, learning to draw can serve you for a lifetime.



# Drawing Fundamentals, Level 1

In DF1, students learn four foundational drawing skills: shape/edge, measurement, light (value) and space (perspective). You will begin to combine these skills into drawings that will surprise you by their accomplishment and banish any fears regarding your ability to observe and draw.

**Fee: \$195 (6 sessions)**

**Note:** Section letters simply indicate different locations or times for a particular course. Sections are listed by start date.

## DF1.X (JL)

*Paul Mohr*

Sunday afternoons, 1 – 4 pm  
Sept. 10 – Oct. 15

## DF1.Y (CACC)

*Paul Mohr*

Monday afternoons, 1 – 4 pm  
Sept. 11 – Oct. 16

## DF1.A Master Class (TDS)

*Andrew Rush/Lynn Fleischman*

Thursday evenings, 5:30 – 8:30 pm  
Sept. 21 – Oct. 26

## DF1.B (TDS)

*Andrea Mendola*

Thursday afternoons, 1 – 4 pm  
Oct. 19 – Nov. 30 (no Nov. 23)

## DF1.C (CACC)

*Paul Mohr*

Monday afternoons, 1 – 4 pm  
Oct. 23 – Dec. 11 (no class Oct. 30, Nov. 27)

## DF1.D (TDS)

*Nancy Chilton*

Thursday mornings, 9 am – 12 pm  
Nov. 2 – Dec. 14 (no class Nov. 23)

## DF1.E (TDS)

*Andrea Mendola*

Wednesday evenings, 5:30 – 8:30 pm  
Jan. 10 – Feb. 21 (no class Feb. 14)

## DF1.F (TDS)

*Nancy Chilton*

Thursday afternoons, 1 – 4 pm  
Jan. 11 – Feb. 15

## DF1.G (TDS)

*Linda Poverman*

Wednesday afternoons, 1 – 4 pm  
Jan. 31 – March 7

## DF1.H (JL)

*Paul Mohr*

Sunday afternoons, 1 – 4 pm  
Feb. 11 – March 18

## DF1.J (CACC)


*Paul Mohr*

Monday afternoons, 1 – 4 pm  
Feb. 12 – March 19

## DF1.K (TDS)

*Linda Poverman*

Wednesday mornings, 9 am – 12 pm  
Feb. 21 – March 28



# Drawing Fundamentals, Level 2

Understanding and mastering foundational skills will inspire you to see and respond to the world around you with intensified interest and curiosity. In DF2, you will explore natural and human-made subjects in greater depth, emphasizing composition and mark-making.

**Fee: \$195 (6 sessions)**

**Note:** Section letters simply indicate different locations or times for a particular course. Sections are listed by start date.

## DF2.P (JL)

Paul Mohr

Sunday mornings, 9 am – 12 pm  
Sept. 10 – Oct. 15

## DF2.A (JL)

Paul Mohr

Sunday afternoons, 1 – 4 pm  
Oct. 22 – Dec. 3 (no class Nov. 26)

## DF2.B (TDS)

Andrea Mendola

Wednesday evenings, 5:30 – 8:30 pm  
Nov. 1 – Dec. 13 (no class Nov. 22)

## DF2.C (TDS)

Nancy Chilton

Thursday mornings, 9 am – 12 pm  
Jan. 4 – Feb. 8

## DF2.D (TDS)

Pat Dolan

Wednesday afternoons, 1 – 4 pm  
Jan. 17 – Feb. 28 (no class Feb. 7)

## DF2.E (TDS)

Andrea Mendola

Wednesday evenings, 5:30 – 8:30 pm  
Feb. 28 – Apr. 4

## DF2.F (TDS)

Nancy Chilton

Thursday afternoons, 1 – 4 pm  
March 1 – April 5

# Drawing Fundamentals, Level 3

This collection of 3-week modules, each with a particular focus, allows you to customize your drawing practice. As you enroll in various DF3 modules, you will gain fluency in the “languages” of drawing as you explore new tools, media, and subject areas. Begin to develop a personal vision that expands your experience of “observation.”

## DF3: Experimental Drawing (TDS)

Deb Steinberg

**A:** Wednesday mornings, 9 am – 12 pm  
Nov. 1 – 15

**B:** Tuesday afternoons, 1 – 4 pm  
Feb. 20 – March 6

There is more to the art of drawing than strictly rendering what you see. A big part of working as an artist is to interpret and experiment. The class will help you develop your own style.

**Fee: \$125 (3 sessions)**

## DF3: Cut Paper (TDS)

Andrew Rush

Thursday evenings, 5 – 8 pm

**A:** Nov. 2 – 16

**B:** March 8 – 22

The eye sees a pattern of dark and light long before it sorts out everything else (*like color, subject, meaning*). Borrowing from my printmaking practice, I have developed some simple exercises working and playing with black/white construction paper to master the skills that produce strong compositions in every, and any, art media.

**Fee: \$125 (2 sessions)**

## DF3: Landscapes/Plein Air (Silverbell Lake, Catalina State Park)

Pat Dolan

Tuesday afternoons, 1 – 4 pm  
Nov. 14 – 28

Take the worry out of drawing outside. This class is for those who have completed Drawing Fundamentals 1 and 2 and are interested in exploring landscape as a subject. Each class will explore a different approach to creating engaging landscape compositions.

**Fee: \$125 (3 sessions)**

## DF3: Intro to Portrait (TDS)

Deb Steinberg

Saturday afternoons, 1 – 4 pm  
Dec. 2 – 16

Do you want to learn how to draw portraits? Our first class session will explain how to draw a portrait from a photograph. The following sessions will have us drawing from a live model, one male and one female.

**Fee: \$140 (3 sessions)**

## DF3: Thinking Abstractly (TDS)

Deb Steinberg

Friday afternoons, 1 – 4 pm  
Jan. 12 – 26

Learning to think abstractly will immensely improve your artwork even if you do not intend to pursue abstract art. Plus, it's fun! Class projects will involve the meaningful use of values, form, color and line to create space and balance in abstract composition.

**Fee: \$125 (3 sessions)**

## DF3: You've Got Rhythm! (TDS)

Pat Dolan

Tuesday afternoons, 1 – 4 pm  
Feb. 13 – March 27

Explore line in large gesture drawings, using your whole body to draw. On large paper, we will use charcoal on sticks, brushes & ink, water soluble crayons, and pastels. Capture the gestures of humans and animals and then expand, play, explore.

**Fee: \$125 (3 sessions)**



# Drawing

## Cartooning for Adults

Mark Zepezauer

Saturday mornings, 9 am – 12pm  
Sept. 16 – Oct. 7

In response to popular demand, join us for TDS's first-ever Cartoon Camp for Grown-Ups! Learn the grammar and methods of telling a cartoon story, along with history lessons on the great masters of cartooning. You will complete your own multi-page cartoon story, as well as join in a collaborative "Cartoon Jam." No experience necessary.

Fee: \$150 (4 sessions)

## Drawing as Meditation (Sweetwater Wetlands)

Pat Dolan

Friday afternoon, 3 – 6 pm  
Oct. 6

Drawing offers us a practice in slowing down, quieting oneself, and shifting the focus of one's mind to the world around us. Being in nature can be another way to quiet the mind. As we connect with the visible world, we also connect with ourselves. Think: Zen meets travel sketching. No experience necessary.

Fee: \$60 (1 session)

## Traditional Sumi-e (Ink Brush) Painting (CACC)

Joy Mills

Two Tuesday afternoons, 1 – 4 pm

A: Oct. 17 & 24

B: Nov. 14 & 28

C: Jan. 16 & 30

D: Feb. 27 & March 6

Learn a step-by-step approach to traditional Japanese Sumi-e painting. Each class session will focus on one subject chosen from plant, animal, or landscape. Explore seven basic bamboo brush strokes and discover how the fluidity of the Sumi-e brushstroke can inform and enhance many various drawing and painting practices.

Fee: \$90 (2 sessions each)

*Sumi-e Painting by Joy Mills (near right)*

*Charcoal by Lynn Fleischman (far right)*

## Expressive Charcoal (TDS)

Lynn Fleischman

A: Friday afternoons, 2 – 5 pm  
Nov. 3 & 10

B: Saturday, 10 am – 4 pm  
Feb. 10 (all day)

Charcoal is the perfect medium to go big, go gestural, and go experimental. We'll spend the first half of the class doing a variety of activities and exercises to loosen up and shake up our assumptions about what we can and cannot do. In the second half, you'll run with your own ideas to create large and unexpected drawings.

Fee: \$90 (A, B)

## Drawing and Painting on the iPad (TDS)

Barry Dodge

Saturday, 9:30 am – 4 pm

A: Dec. 9

B: Feb. 24

Sketch still lifes with your iPad! Learn a dash of color theory via creation of custom palettes - including creating palettes based on existing works of art. We will cover printing and exporting your files. Prerequisite: iPad 2 or greater loaded with the ArtStudio application (in the Apple App Store for \$4.99)

Fee: \$90 (1 session)



## Best Friends (Reid Park Zoo/TDS)

Pat Dolan

Saturday, 10 am – 4 pm  
Dec. 9

Drawing animals requires practice with measurement and shape. Your emotional connections give your images life and vitality. We will begin the day at the Reid Park Zoo with quick drawings, then return to TDS for the afternoon in the studio. All levels welcome.

Fee: \$90 (1 session)

## Words and Images (TDS)

Andrew Rush

Thursday evenings, 5 – 8 pm  
Jan. 18 – Feb. 22

In the cracks of art history are artists like Beatrix Potter, William Blake, Ben Shahn, Saul Steinberg, Edward Gorey and many others whose art explores the relationship between visual and verbal languages and communicates outside the gallery model of "art for walls." This course will include weekly short projects to develop the skills of simultaneous visual/verbal thinking. Students will invent and carry out their own 'word/image' project, with coaching in designing a do-able idea, from concept to finished work. Prerequisite: Drawing Fundamentals 1 & 2 or equivalent.

Fee: \$195 (6 sessions)



# Pastel/ Colored Pencil

## Pastel Studio (TDS)

Pat Dolan

Tuesday afternoons, 1 – 4 pm

**A:** Sept. 19 – Oct. 10

**B:** Jan. 9 – 30

Pastel is a medium for someone who loves color, loves the tactile immediacy of drawing, and appreciates the forgiving nature of a medium. Learn how to tweak the highlights, enrich the shadows in rich color, and use emphasis and variety to strengthen your compositions. You choose your subject matter: abstract, still life, landscape, flowers, animals and birds. Bring imagery that interests you. Suitable for intermediate to advanced pastel students.

**Fee: \$150 (4 sessions)**

## Pastel Layering Workshop (TDS)

Pat Dolan

Saturday, 10 am – 4 pm

Sept. 30

We will make our own sanded paper on watercolor paper and on boards, then explore the technical and expressive aspects of layering pastels. If you draw on sanded paper, you eliminate the need to use workable fixative. Suitable for all skill levels.

**Fee: \$90 (1 session)**

## Color Fundamentals in Colored Pencil (TDS)

Deb Steinberg

Friday mornings, 9 am – 12 pm

Nov. 3 – Dec. 15 (no class Nov. 24)

Once you feel comfortable with basic drawing skills, it may be time to move into the fascinating realm of color. This class presents a step-by-step introduction to working in colored pencil, including layering and the effective use of color.

**Fee: \$195 (6 sessions)**

## Expressive Color in Pastel (TDS)


Pat Dolan

Tuesday afternoons, 1 – 4 pm

Dec. 5 – 19

Play with the luminosity of pastels, and explore a looser way of working in this expressive workshop. Experiment with simplifying images into abstraction, and develop a deeper understanding of composition. Suitable for intermediate pastel students.

**Fee: \$125 (3 sessions)**



"Waddy" – oil painting by Mano Sotelo

## Color Fundamentals in Pastel (TDS)

Deb Steinberg

Friday afternoons, 1 – 4 pm

Feb. 2 – March 9

Designed for seasoned pastel artists and beginners alike, this class presents a step-by-step introduction to the effective use of color in pastel. Gain a deeper understanding of pastel as a medium and how to use and control color.

**Fee: \$195 (6 sessions)**

# Oil

## Color Fundamentals in Oil (TDS)

Deb Steinberg

Wednesday afternoons, 1 – 4 pm

Oct. 11 – Nov. 15

Once you feel comfortable with basic drawing skills, it may be time to move into the fascinating realm of color. This class presents a step-by-step introduction to the effective use of color in oil and the understanding of a new medium.

**Fee: \$195 (6 sessions)**

## Approaches to Monochromatic Figure and Head Painting (TDS)

Mano Sotelo

Saturday, 9:30 am – 4 pm

Oct. 14

Concentrate on the head, a portion of the figure, or the entire figure in this workshop that will cover linear gestural process, two value shape-based process, and full value process. Shorter poses provide an opportunity to work on brushwork and expressiveness; a longer pose, the opportunity to create a more finished painting that conveys structure and volume. Demonstrations and personalized instruction provided for both beginners and continuing students. Instructor will use oil; however, acrylic and pastel are welcome.

**Fee: \$110 (1 session) Includes model fee.**

## Intro to Still Life Abstraction in Oil (TDS)

Lino Laure

Saturday mornings, 9 am – 12 pm

Nov. 4 & 11

Come and explore abstract still-life painting in oils. We will focus on line, shapes, and color tones to produce abstract paintings with the influence of cubism. Great for beginners and intermediate painters.

**Fee: \$90 (2 sessions)**

# Try It!

## Art Appetizers

Try It! Art Appetizers are 3-hour classes—all materials included—that offer a taste of what we teach at The Drawing Studio. Come whet your appetite! What a great way to spend time with a friend.

**Fee: \$40 each** All materials provided

### Try It! Pastel (TDS)

Pat Dolan

Wednesday afternoon, 1 – 4 pm  
Sept. 13

Pastel is a medium for someone who loves color, loves the tactile immediacy of drawing, and appreciates the forgiving nature of a medium. Come play with lusciousness!




Pastel drawing by Pat Dolan

### Try It! Monotype (TDS)

Nancy Chilton

Saturday afternoon, 1 – 4 pm  
Sept. 16

Monotype is the creation of a single print taken from a design you create in ink on glass or metal. Join us for an afternoon of fun that will yield magical results!



Monotype print by Nancy Chilton

### Try It! Gouache (TDS)

Pat Dolan

Wednesday afternoon, 1 – 4 pm  
Sept. 27

Gouache is a rich, vivid, opaque watercolor. It can be used like thick paint to create flawless color. It can be rewet and reworked. It is forgiving, and the color is lively and bright.

### Try It! Mixed Media Sampler (TDS)

Carolyn King

**A:** Thursday afternoon, 1 – 4 pm  
Oct. 5

**B:** Saturday afternoon, 1 – 4 pm  
Jan. 13


Explore combinations of watercolor and acrylic, charcoal, colored pencils, pastels, and more in these mixed media samplers. Workshop includes handouts with guidelines for layering. Leave with new techniques you can incorporate into your own practice!

### Try It! Charcoal (TDS)

Lynn Fleischman

Friday afternoon, 2 – 5 pm  
October 6

It's messy. It feels funny in your hand. It has a mind of its own. And it's so much fun! Get loose, get dirty, make the marks only you can make. Drawing with nature's own material is, paradoxically, like drawing with light.



### Try It! Creativity (TDS)

Helen Walthier

Saturday afternoon, 1 – 4 pm  
Oct. 21

Learn about a 5-part creative process and how you can apply it to your art practice. Class activities include short exercises to explore and expand your creativity and discussion about what creativity means and how we improve.

### Try It! Life Drawing (TDS)

Nancy Chilton

Wednesday morning, 9 am – 12 pm  
Jan. 31

Develop intuitive responses to drawing from a live model through self-centering, gesture, contour, and experimentation. This will be a fun, relaxed, and lively session that is open to both experienced figure drawers and those who are new to the practice.



# Youth Courses

All classes meet at The Drawing Studio  
Sundays, 1 – 4 pm

## Ages 9–12

### Drawing from the Imagination

Mykl Wells

Sept. 10 – Sept. 24

Drawing from the imagination is one of the best ways to encourage and develop the imagination. Artists will use their time in the studio to explore new worlds, meet new characters. In the process, they will refine their drawing techniques and learn to focus the creative spirit that resides in all of us.

**Fee: \$110 (3 sessions)** *Supplies included.*

### Pipe Cleaner Action Figures

Don Porcella

Oct. 1 – 22

Transform yourself into a mini-me action figure made of woven pipe cleaners! In this new workshop, students will learn how to turn everyday materials into art that is comical, endearing and fun.

**Fee: \$145 (4 sessions)** *Supplies included.*



Pipe cleaner sculpture by Don Porcella

### Intro to Watercolor

Marcy Ellis

Nov. 12 & 19

Give your younger artists an introduction to watercolor! Students will explore value, color and texture through various watercolor techniques.

**Fee: \$75 (2 sessions)** *Supplies included.*

## Ages 13–17

### Make Your Own 'Zine

Marcy Ellis

Oct. 8 & 15

Explore the art of zines. The class will outline a brief introduction to bookmaking binds, and students will create their zine using a chokes bind. Students will explore different topics to create a concept and different art materials like ink, watercolor, and collage.

**Fee: \$75 (2 sessions)** *Supplies included.*



Illustration by Marcy Ellis

### Animation

Don Porcella

Nov. 5 – 19

Develop a passion for animation in this new workshop! Students will learn how to create characters, objects, environments, and render motion capture. Leave with a storyboard, flip book and still photo animation sequence. Required: iPhone, smart phone or iPad.

**Fee: \$110 (3 sessions)** *Most supplies included.*

### Comic Drawing

Mark Zepezauer

Dec. 3 – 17

Comic class will focus on creating characters, exaggeration and action techniques, inking and coloring, and more. Students will learn the basics of making their own cartoon panels. Returning students welcome to deepen their skills.

**Fee: \$110 (3 sessions)** *Supplies included.*



Since the very early days of The Drawing Studio, Open Figure Studio has been the place to hone our practice and enjoy the fellowship of a community of like-minded drawers, painters, and (occasionally) sculptors. It has been an embodiment of The Drawing Studio's commitment to be easily accessible to everyone.

**Note:** See [thedrawingstudio.org](http://thedrawingstudio.org) for model schedule and updates.

- **Monday, 9:30 am–12:30 pm:** general studies\*
- **Monday, 6–9 pm:** general studies\*
- **Friday, 6–9 pm:** one long pose, always in costume
- **Sunday, 9:30 am–12:30 pm:** general studies\*

\* "General studies" include short (2 min.) to long (up to 1 hour) poses; work from the nude (occasionally clothed) model(s); open studio monitors are open to requests and interests of session participants.

The fee for Open Studio is \$10/session.

No reservations or advance payment required.

Anyone enrolled in a figure or portrait class may attend Open Studio for \$5/session between the start and end dates of the class. Members can purchase 10-session voucher cards for \$75.

### OPEN FIGURE STUDIO MONITORS:

Rebecca Olson, Reid Silvern, Stephen Judy, Howard Yoffe



## Intro to Traditional Oil Painting (TDS)

Mykl Wells

**A:** Tuesday & Thursday evenings, 6 – 9 pm  
Nov. 7 – 16

**B:** Tuesday evenings, 6 – 9 pm  
Jan. 9 – 30

Traditional oil painting, sometimes referred to as the *Flemish technique*, is an *indirect* approach. Paint is applied thinly to dry surfaces and built up over time using glazes and scumbling. (In the *direct* approach, *alla prima*, paint is applied *wet on wet*, and is generally completed in one sitting.) Learn the Flemish technique in this step-by-step workshop, using a limited pallet with a focus on value. Discussions will include making a few of your own mediums, understanding your tools and materials, and basic best practices in painting.

**Fee: \$150 (4 sessions)**

## Oil Studio (TDS)

Mykl Wells

**A:** Tuesday & Thursday evenings, 6 – 9 pm  
Dec. 5, 7, 12, 14

**B:** Thursday evenings, 6 – 9 pm  
Jan. 11 – Feb. 1

**C:** Thursday evenings, 6 – 9 pm  
Feb. 8 – March 1

Oil Studio provides more time for students enrolled in oil painting classes to explore and practice new techniques and methods, or for intermediate/advanced oil painters to work on their own. Individualized instruction will be provided based on student's skill level, interests, and needs.

**Fee: \$150 (4 sessions)**

## Oil Painting Techniques (TDS)

Deb Steinberg

**A:** Wednesday afternoons, 1 – 4 pm  
Nov. 29 – Dec. 20

**B:** Thursday mornings, 9 am – 12 pm  
March 1 – 22

Bring your paints and palette, work with and learn from other painters under the guidance of a TDS master teaching artist. Each four-week section will present a different challenge in the medium. You will develop new skills and expand and refine your oil palette.

**Fee: \$150 (4 sessions)**

## Oil Grounds (TDS)

Mykl Wells

Saturday, 10 am – 4 pm  
Jan. 6

Information, demonstration, and exercises focused on making grounds to paint on, what paint is, properties of common pigments, what to look for in quality paints, how to make multiple mediums, and create your own oil paint, tempera and tempera de grassa.

**Fee: \$90 (1 session)**

## Color Fundamentals in Oil (TDS)

Deb Steinberg

Thursday mornings, 9 am – 12 pm  
Jan. 18 – Feb. 22

Once you feel comfortable with basic drawing skills, it may be time to move into the fascinating realm of color. This class presents a step-by-step introduction to the effective use of color in oil and the understanding of a new medium.

**Fee: \$150 (6 sessions)**

# Watercolor/ Gouache

## Watercolor for Real Beginners (TDS)

Tad Lamb

Monday afternoons, 1 – 4 pm  
Sept. 11 & 18

If you are completely new to watercolor, this is the class for you. Learn the basics of watercolor with a minimum of supplies to purchase, and no prior experience required.

**Fee: \$90 (2 sessions)**

## Beginning Watercolor (JL)

Tad Lamb

**A:** Monday afternoons, 1 – 4 pm  
Oct. 9 – Oct. 30

**B:** Monday afternoons, 1 – 4 pm  
Jan. 8 – Feb. 12

Learn the essentials for creating fresh and dynamic watercolors. This class will cover basic color mixing, methods for applying paint, methods for removing paint, how balloons are actually “happy accidents” as well as other fun and useful techniques.

**Fee: \$150 (4 sessions - A)  
\$195 (6 sessions - B)**

## Intro to Gouache (TDS)

Pat Dolan

Wednesday afternoons, 1 – 4 pm  
Oct. 18 – Nov. 8

Gouache is a rich, vivid, opaque watercolor that's immediate and easy to use. It can be used directly or in combination with ink and charcoal. Turner painted his seascapes in gouache, and Matisse used it for color in his famous cutouts. We will explore various approaches and color qualities unique to gouache. Suitable for all skill levels.

**Fee: \$150 (4 sessions)**

## Beginning Silk Painting (TDS)

Saraiya Kanning

Tuesday afternoons, 1 – 4 pm  
Nov. 7 – 21

Enjoy the spread of vibrant dye across Habotai silk as you create a scarf and small hangable silk painting. Learn about serti techniques using water-based resists to fence in dyes. This class may especially appeal to artists familiar with watercolor/gouache. Recommended: Drawing Fundamentals or equivalent.

**Fee: \$140 (3 sessions) Includes most supplies.**

## Afraid of the Shadows (JL)

Tad Lamb

Monday afternoons, 1 – 4 pm  
Nov. 13 – Dec. 4

Creating convincing shadows in watercolor is always a challenge. (*Don't just reach for the purple!*) Learn how to create luminous and interesting shadows by casting some light on the darkness. With color and an unconventional approach, we can master the shadows. Suitable for intermediate to advanced watercolor students.

**Fee: \$150 (4 sessions)**

## Water is Water (JL)

Tad Lamb

Monday afternoons, 1 – 4 pm  
Feb. 26 – March 19

Watercolor makes the perfect medium for painting water in all its moods and forms. From a dark, stormy sky to a still, icy stream, learn how watercolor uniquely lends itself to painting...water. Suitable for intermediate to advanced watercolor students.

**Fee: \$150 (4 sessions)**

# Abstract

## Intro to Abstraction in Acrylic (TDS)

Kirk Markarian

Saturday, 10 am – 3 pm  
Sept. 23

Explore new abstract techniques in acrylic. Equipped only with a palette knife, we'll practice carving out surface texture, making strokes, fine lines, smears, and various other paint application methods. Push paint with both smooth and patterned strokes.

**Fee: \$75 (1 session)**

## Abstract Painting (TDS)

Lisa Mishler

Monday afternoons, 1 – 4 pm

### A: EXPLORATION OF ABSTRACT COMPOSITION BEYOND THE TRADITIONAL

Oct. 16 – Dec. 4

Explore abstract composition beyond the traditional rules and formats. We will focus on variety and contrast, and test the limits of repetition and unity. Find new ways to keep your art practice fresh and exciting without getting bogged down by “rules” that hold you back, and discover a more personal voice in your painting. Recommended: Some experience with acrylic paint and composition, familiarity with color vocabulary and color mixing.

**Fee: \$225 (8 sessions)**

### B: MOVING DEEPER INTO VARIETY AND CONTRAST

Jan. 8 – Feb. 26

Students will deepen our exploration of variety and contrast with the goal of discovering a more personal voice in their paintings.

**Fee: \$225 (8 sessions)**

### C: LEARNING HOW NOT TO OVERTHINK IT AND LET GO

March 5 – Apr. 23

We often have a tendency to overwork our paintings by over-thinking them. Learn to “let go” by creating urgency and painting with immediacy. Creativity is being able to take facts, fiction, and feelings and turn them into metaphors that communicate through color and shape choices, and the rhythm created by them. All skill levels welcome.

**Fee: \$225 (8 sessions)**

## Master Critiques in Abstract Painting: Matching Vision with Reality (TDS)

Josh Goldberg

Tuesday mornings, 8:30 – 11:30 am

### A: MARKING AND REMARKING

Oct. 24 – Nov. 28

*Studio and Critique*

Interpretative and exploratory models for the beginning abstractionist. Looking at one's work, determining needs assessment, matching talent and vision, skill and reality. Class is split equally between studio and critique time. Students bring finished or in-progress works to class. **Beginning abstract painters only.**

**Fee: \$195 (6 sessions)**

### B: ISSUES AND RESOLUTIONS

Jan. 16 – Feb. 20

*Critique only; no studio*

Moving from comfort zones to exploratory means. Pursuing the painting one is not painting. Following instinct not habit, best practices, dreams of the ego and looking for Presence, seeing how to see. Students bring 2-3 finished paintings (or paintings in progress) to class. **Intermediate abstract painters only.**

**Fee: \$195 (6 sessions)**

### C. FROM SELF-EMPTYING TO APOCALYPTIC PAYBACK

Mar. 13 – Apr. 17

*Critique only; no studio*

All about experimentation. Tapping into the unknown, exploding compositions through non-doing, merging matter and meaning, opening the eye of the heart. Students bring 2-3 finished paintings (or paintings in progress) to class. **Advanced abstract painters only.**

**Fee: \$195 (6 sessions)**

## Abstraction in Black, White and Grayscale (TDS)

Lisa Mishler

Saturday, Jan. 13, 10 am – 3 pm  
Sunday, Jan. 14, 10 am – 12 pm

In this course we'll explore a variety of techniques using only black, white, and shades of gray. Instruction will hone in on specific aspects of painting, such as shape, depth, line, pattern, value, etc. Develop your sensibilities in the more subtle aspects of painting. Recommended: some experience painting in acrylics. It is not a beginner-level class, though the techniques are accessible.

**Fee: \$105 (2 sessions)**



Abstract painting by Lisa Mishler



# Portrait and Figure

## Portrait Drawing (JL)

Paul Mohr

Sunday mornings, 9 am – 12 pm

**A:** Oct. 22 – Dec. 3 (no class Nov. 26)

**B:** Feb. 11 – March 18

Portraiture skills combine the ability to work from observation, and the patience to allow the relationship between drawer and sitter to evolve. Those new to drawing portraits will develop an understanding of facial anatomy, light and shade, as well as a variety of technical approaches. Continuing students explore conventions of portraiture and engage in studies involving longer poses. Personalized instruction for beginners and continuing students.

**Fee: \$235 (6 sessions) Includes model fee.**



"Jennifer" by Howard Yoffe

## Figure Drawing Intensive (TDS)

Andrew Rush

Saturday, 10 am – 4 pm

Dec. 2

Engage with the living, breathing figure through drawing short and long poses and working on large (36"+) paper. Some paper will be provided.

**Fee: \$115 (1 session) Includes model fee.**

## Expressive Life Drawing (TDS)

Nancy Chilton

Wednesday mornings, 9 am – 12 pm

Feb. 14 – March 7

What is it like to draw a living, breathing, moving person? How do you respond - spontaneously, authentically, and without preconceptions - through the process of this encounter? How can the practice of drawing from a live model open up new possibilities of creative expression and insight? Open to both beginning and experienced figure drawers. Recommended: DF1 & DF2, or equivalent.

**Fee: \$180 (4 sessions) Includes model fee.**

## Seeing the Model (TDS)

Howard Yoffe

Tuesday mornings, 9 am – 12 pm

Feb. 27 – March 19

We rarely, if ever, actually "see" what we are looking at but instead rely on stored mental information to tell us what's there. Yet the key to drawing is learning to retain and register visual, not mental, information. In this class, we will practice drawing the figure and learning to "see" as an artist. Many common drawing difficulties can thus be resolved as a result!

**Fee: \$180 (4 sessions) Includes model fee.**

# Landscape

## Travel Sketch (DeGrazia Gallery, Yume Garden)

Pat Dolan

Saturday, 10 am – 4 pm

Nov. 11

Using a few simple supplies – small watercolor sketchbook, an ink pen, small watercolor or gouache set, and medium round brush – learn how to create drawings and watercolor sketches of your travels. This freeing approach will help you document and remember unique moments and trips. Recommended: Drawing Fundamentals 1 or equivalent.

**Fee: \$90 (1 session)**



Travel sketch by Pat Dolan

# Mixed-Media/ Collage

## Spirit of Nature (Oracle, AZ)

Pat Dolan

Saturday, 10 am – 4 pm

Sept. 16

Discover how to connect to nature, trees and plants, and infuse energy and liveliness in your work. By approaching artmaking as a spiritual practice, one quiets the ego and allows moments of connection and ecstasy. Exercises in meditation and journeying will infuse our drawings and paintings with the spirit of place. We'll use a variety of color media including pastel, watercolor, gouache, and acrylic. Recommended: Some drawing experience.

**Fee: \$90 (1 session)**

## Collage Workshop (TDS)

Jessica Kranz

Wednesday evenings, 5:30 – 8:30 pm

Oct. 4 – Oct. 25

Students will combine new and recycled materials to create contemporary collages. Integrate found and personal imagery to tell stories while deepening your art practice. Classes will include creative prompts to loosen up and ample work time to apply discussed elements of color, pattern, texture, and composition. This class is designed for all skill levels.

**Fee: \$150 (4 sessions)**

## Mixed Media Still Life (TDS)

Carolyn King

**A:** Thursday afternoons, 1 – 4 pm  
Oct. 26 & Nov. 2

**B:** Saturday afternoons, 1 – 4 pm  
Jan. 20 & 27

Combine your love of drawing with principles of mixed-media layering! Students bring an object of interest to render and incorporate in a finished piece that includes charcoal, acrylic glazes, Prismacolor pencils and acrylic paint. Explore composition and value, and build imagery through guided layers. Recommended: Drawing Fundamentals Level 1 or equivalent.

**Fee: \$95 (2 sessions) Includes some materials**

## Mixed Media Studio Retreat (TDS)

Carolyn King

Saturday, 10 am – 2:30 pm  
Nov. 18

Students who have taken previous mixed media classes with Carolyn King will practice their skills on a single piece, with a longer studio time to support the process of completion. Devote a day to peer and instructor guidance and focused studio time as you near completion on your most promising mixed media piece.

**Fee: \$80 (1 session)**

# Printmaking

## Intaglio Open Lab (TDS)

Andrew Rush, Tom Lindell, Ka Fisher

Fridays, 9 am – 4 pm (*instruction in AM only*)  
Register by the calendar month

For anyone with an interest in intaglio printmaking from beginner to advanced. Processes available: 1) traditional and non-toxic etching, engraving, mezzotint and mixed media; 2) photo-etching and solar plate-making; 3) edition printing support. Instruction is individually designed for each person's level of skill.

**Fee: \$120 (4 sessions)** includes all materials except plates and paper, instruction and all-day access to the lab.

## Monotype (TDS)

Nancy Chilton

Saturday afternoons, 1 – 4 pm

**A:** Oct. 14 – 28

**B:** Feb. 3 – 17

Monotype printmaking encourages experimentation, intuitive development of images, and “happy accidents.” Approaches will include subtractive and additive techniques, use of stencils, texture, multiple plate layered prints, trace monotypes, and ghost printing. We will use non-toxic Aqua Inks. This course is open to all level printmakers.

**Fee: \$140 (3 sessions)** Includes most materials

# Professional Practice/ Creativity

## Growing an Art Practice

Nancy Chilton

Tuesdays, 5:30 – 8:30 pm  
Sept. 12, Oct. 10, Nov. 14, Dec. 12  
(every 2nd Tuesday of the month)

How do you grow and sustain an art practice? How do you breathe life into an idea? Through a combination of group discussion and studio practice, we will explore ways to support and inspire the creative self. Class projects may be individualized, experimental, and even collaborative, depending on the needs and interests of participants. Work outside of class will focus on building what Twyla Tharp calls “the creative habit” through sketchbooks and journaling, as well as individual project development.

**Fee: \$150 (4 sessions)**

## Exploring the Creative Process: A Guided Approach for Artists (TDS)

Helen Walthier

Saturday, 9 am – 4 pm  
Oct. 28

Learn a 5-step process to enhance intentional creativity, and apply it to your personal creative journey through discussion and creative exercises. We will explore examples of how other creative people use and think about creativity, and how we, as artists, can apply techniques to expand our own process. An in-class art project will provide practice in applying these techniques.

**Fee: \$90 (1 session)**

## Troubleshooting Workshop (TDS)

Carolyn King

Saturday morning, 9:30 am – 12:30 pm  
Nov. 4

Do you have abandoned, frustrated, and half-finished art pieces? This is the workshop to get them moving again! More often than not, simple feedback related to fundamental skills such as value, composition or color can get you back in the flow with older work. Join others in a process of moving through those stuck places while honing your skills.

**Fee: \$60 (1 session)**

## Practical Lessons in Art-Making

Andrew Rush

**A: Rancho Linda Vista, Oracle**

Saturday mornings, 8:30 – 10:30 am  
Oct. 7 – 28

**B: TDS**

Friday mornings, 8:30 – 10:30 am  
Feb. 2 – March 9

There are three things I have learned from my 60 years of practicing and teaching art: 1) Art-making is very personal, no two people are alike; 2) Art making is interactive with a mosaic of other interests that are unique to each person; 3). Art-making evolves best through our interaction with a community of art-makers.

If you would like to refresh your own way of making art, meet for breakfast and conversation. We will share work, do a project together each meeting, learn to keep a sketchbook/notes that are deeply useful, and look at a broad range of images both like and unlike our own to widen our ideas about what's next for each of us.

**Fee: \$115 (4 sessions, A)  
\$150 (6 sessions, B)**

# Benefits of Membership

Members are art makers and advocates who support TDS. Your membership lasts for a year from the date you donate, and it benefits you AND the Tucson community.

**Even the most basic level offers you:**

★ 10% discount on adult classes

★ 10 – 20% discounts at various art supply vendors in Tucson

Did you know The Drawing Studio classes cost twice as much to deliver as we charge in class fees? Your membership gifts help us keep classes affordable for everyone.

Becoming a member is easy. Renew or join us by calling **520-620-0947**. Thank you!



# Faculty – Fall 2017–Winter 2018

- ☆ **Nancy Chilton**, BFA: draws, paints, prints, writes, and assembles objects out of papier-mâché, beeswax and other stuff. TDS membership and volunteer coordinator; e-mail newsletter chimp.
- ☆ **Barry Dodge**, BA, Computer Science/Asian Studies, Univ. of Oklahoma: explores the intersection of commercial art, fine art, and technology.
- ☆ **Pat Dolan**, BS art, MS visual design: have enjoyed many years teaching art from university to community colleges to TDS; love making art and teaching art, especially drawing; crazy about pastels and making a difference. See [patdolan.net](http://patdolan.net).
- ☆ **Marcy Ellis**, BFA, Arts Ed. and Studio Art, Univ. of AZ; elementary school art teacher, watercolor painter, collector and mixed media maker; often incorporates photo transfers and pressed flora. See [maryellis.com](http://maryellis.com).
- ☆ **Ka Fisher**, BA West Tx St Univ. (A&M) Indiana Univ. undergrad, Univ. Az grad program- painting, Vermont Studio Center. Teaching public HS, private school all grades. On-going student in monoprint and new print media workshops. Represented by galleries in corporate, private collections, shows. Member WESTAF, [ArtistsRegister.com](http://ArtistsRegister.com)
- ☆ **Lynn Fleischman**, BFA, MFA: TDS Founding Member, Executive Director, 2004-2013, now Education and Outreach Director; teaches drawing, printmaking, and drawing/movement; exhibited work locally and regionally; certified conscious dance teacher through Open Floor International.
- ☆ **Josh Goldberg**, BFA, MA, Asian Studies and Art History, Mich. State: Active Arizona artist and art educator since 1990, exhibiting at UA, Davis Dominguez Gallery, teaches abstract painting.
- ☆ **Saraiya Kanning**, MFA, Univ. of AZ: draws and paints in a variety of mediums. Specializes in wildlife and other ecological subjects. Eager to share the addicting medium of silk painting. View her work at [raebirdcreations.com](http://raebirdcreations.com).
- ☆ **Carolyn King**, BFA, Chicago Art Institute; MA, Arts & Consciousness, JFK University: worked with and taught principles of mixed media to students of all ages and abilities for over 30 years; native Spanish speaker.
- ☆ **Jessica Kranz**, BFA Arts and Visual Culture Education from the Univ. of AZ: TDS Program Director, painter, mixed-media and collage artist, sculptor, collector of interesting and bizarre objects.
- ☆ **Tad Lamb**, BFA Printmaking; University of South Alabama. Watercolorist, printmaker, birdwatcher. Long time member of Desert Artisans co-operative art gallery. Manages Sarnoff Art and Writing.
- ☆ **Lino Laure**, Oil painter creating artwork from nature (plein air) and conceptual pieces. Taught yoga and painting at a large retreat center on the Big Island of Hawaii, where he lived for the past 12 years. See his work at [pbase.com/linolaure](http://pbase.com/linolaure).
- ☆ **Tom Lindell**, Ph.D., Biochemistry: retired faculty member from Univ. of AZ Dept. of Molecular and Cellular Biology; taught bioethics and science and theology courses for many years; studied printmaking with Andy Rush.
- ☆ **Kirk Markarian**, BFA, Visual Communications, American InterContinental University: extensive professional experience in painting and graphic designer; drums and percussion performance; music composition and sound design; has taught art, music, and reading to children and adults.
- ☆ **Andrea Mendola**, BA, Education, Univ. of AZ, art studies in Santa Fe: muralist for more than 20 years; teaches drawing and painting to youth and adults; long-time artist of portraiture and the human form, and currently focused on pastel and animal portraiture.
- ☆ **Joy Mills**, MFA, Univ. of AZ: has specialized in sumi-e for over 20 years and studied with acclaimed sumi-e instructors and masters from the US and Japan; taught regularly at Pima College as well as for the Desert Museum and the Chinese Cultural Center.
- ☆ **Lisa Mishler**: studied media arts and photography; 20-year career in interior design; studied with other TDS faculty, signature member of SAWG; regularly exhibits work regionally and nationally.
- ☆ **Paul Mohr**, BS: Studies at UA College of Architecture. With a background in science, he is a figure drawer working in clay, oil, and graphite. He directs the TDS Open Studio Figure Drawing Program. Past TDS Board Treasurer and past President of SAWG.
- ☆ **Don Porcella**, BFA, California College of Arts and Crafts; MFA, Hunter College, New York; His work has been reviewed in The New York Times, LA Times, Hyperallergic, Vogue China and The Village Voice to name just a few. He has 25 years of art education experience teaching all ages from kindergarten to college.
- ☆ **Linda Poverman**, Linda has a bachelor's in studio art from California State University, and post-bachelor's certification in art education from the University of Arizona. She has taught adults in Elderhostel, kids in public school, and students of all ages at The Drawing Studio. Her work has been exhibited in numerous shows and lives in several permanent collections and at the Tucson Airport.
- ☆ **Andrew Rush**, BFA, MFA, Director and Founder of The Drawing Studio: A former Associate Professor of Art at University of Arizona. Printmaker, sculptor, and drawer.
- ☆ **Mano Sotelo**: BFA Otis Art Institute Parsons School of Design, MFA Academy of Art University. His paintings have been exhibited nationally and locally; including the UofA Museum of Art, Tucson Museum of Art, Tucson Desert Art Museum and the Arizona-Sonora Desert Museum. Mano's work can be seen at [sotelostudio.com](http://sotelostudio.com)
- ☆ **Deb Steinberg**, BA, Univ. of Minnesota: oil painter and illustrator; has taught pastel, oil painting, drawing, and portraiture.
- ☆ **Helen Walthier**, MLA, Univ. of Arizona: artist working in encaustic, oil, watercolor, mixed media; taught adult education drawing and watercolor; represented by galleries in Tucson and Santa Fe; currently on the Landscape Architecture faculty of the Univ. of Arizona.
- ☆ **Mykl Wells**, Makes paintings, drawings, sculptures and multi-media art that embody dark humor, irreverence and skepticism. His paintings are often described as depraved children's book illustration. His sculpture and unique picture framing incorporate the waste products of American superabundance and marketing.
- ☆ **Howard Yoffe**, BA, Art History and Studio Art from UC/Riverside, additional work in Drawing and Painting at ASU: self taught in Calligraphy. Freelanced as Calligrapher, taught Calligraphy at UC/Riverside Extension, and served as Scribe in the Society for Creative Anachronism; longtime figure drawer and Open Studio Monitor.
- ☆ **Mark Zepezauer**, art, UC Santa Cruz: author/illustrator of four books; has taught art in the Sunnyside District and held summer cartoon camps for kids.



# SatelliteClasses

JL

**JUNIOR LEAGUE**  
2099 E. River Rd.

East of Campbell Rd. on the north side of River Rd.

## DF1.X (JL)

Paul Mohr

Sunday afternoons, 1 – 4 pm  
Sept. 10 – Oct. 15

## DF1.H (JL)

Paul Mohr

Sunday afternoons, 1 – 4 pm  
Feb. 11 – March 18

## DF2.P (JL)

Paul Mohr

Sunday mornings, 9 am – 12 pm  
Sept. 10 – Oct. 15

## Portrait Drawing (JL)

Paul Mohr

Sunday mornings, 9 am – 12 pm

**A:** Oct. 22 – Dec. 3 (no class Nov. 26)

**B:** Feb. 11 – March 18

Portraiture skills combine the ability to work from observation, and the patience to allow the relationship between drawer and sitter to evolve. Those new to drawing portraits will develop an understanding of facial anatomy, light and shade, as well as a variety of technical approaches. Continuing students explore conventions of portraiture and engage in studies involving longer poses. Personalized instruction for beginners and continuing students.

**Fee: \$235 (6 sessions)** Includes model fee.



"Hamlet & Yorick", oil by Paul Mohr (above)  
"Splash AZ", watercolor by Tad Lamb (right)

## Beginning Watercolor (JL)

Tad Lamb

**A:** Monday afternoons, 1 – 4 pm  
Oct. 9 – Oct. 30

**B:** Monday afternoons, 1 – 4 pm  
Jan. 8 – Feb. 12

Learn the essentials for creating fresh and dynamic watercolors. This class will cover basic color mixing, methods for applying paint, methods for removing paint, how balloons are actually "happy accidents" as well as other fun and useful techniques.

**Fee: \$150 (4 sessions - A)**  
**\$195 (6 sessions - B)**

## Afraid of the Shadows (JL)

Tad Lamb

Monday afternoons, 1 – 4 pm  
Nov. 13 – Dec. 4

Creating convincing shadows in watercolor is always a challenge. (*Don't just reach for the purple!*) Learn how to create luminous and interesting shadows by casting some light on the darkness. With color and an unconventional approach, we can master the shadows. Suitable for intermediate to advanced watercolor students.

**Fee: \$150 (4 sessions)**

## Water is Water (JL)

Tad Lamb

Monday afternoons, 1 – 4 pm  
Feb. 26 – March 19

Watercolor makes the perfect medium for painting water in all its moods and forms. From a dark, stormy sky to a still, icy stream, learn how watercolor uniquely lends itself to painting...water. Suitable for intermediate to advanced watercolor students.

**Fee: \$150 (4 sessions)**



CACC

**CASAS ADOBES  
CONGREGATIONAL CHURCH**  
6801 N. Oracle Rd.

West side of Oracle Rd.

## DF1.Y (CACC)

Paul Mohr

Monday afternoons, 1 – 4 pm  
Sept. 11 – Oct. 16

## DF2.A (JL)

Paul Mohr

Sunday afternoons, 1 – 4 pm  
Oct. 22 – Dec. 3 (no class Nov. 26)

## DF1.C (CACC)

Paul Mohr

Monday afternoons, 1 – 4 pm  
Oct. 23 – Dec. 11 (no class Oct. 30, Nov. 27)

## DF1.J (CACC)

Paul Mohr

Monday afternoons, 1 – 4 pm  
Feb. 12 – March 19

## Traditional Sumi-e (Ink Brush) Painting (CACC)

Joy Mills

Two Tuesday afternoons, 1 – 4 pm

**A:** Oct. 17 & 24

**B:** Nov. 14 & 28

**C:** Jan. 16 & 30

**D:** Feb. 27 & March 6

Learn a step-by-step approach to traditional Japanese Sumi-e painting. Each class session will focus on one subject chosen from plant, animal, or landscape. Explore seven basic bamboo brush strokes and discover how the fluidity of the Sumi-e brushstroke can inform and enhance many various drawing and painting practices.

**Fee: \$90 (2 sessions each)**



"Shaker" by Chris Peerenboom



2760 N. Tucson Blvd.  
Tucson, AZ 85716


## FALL 2017/ WINTER 2018

COURSE SCHEDULE

[tds@thedrawingstudio.org](mailto:tds@thedrawingstudio.org)

[thedrawingstudio.org](http://thedrawingstudio.org)

SAVE <sup>THE</sup>  
DATE  
NOV. 3-30



# small wonders

A unique collection of small works by local artists.  
Hundreds of 2D & 3D artworks in various media offered for sale.  
All small in size & priced at \$200 or less.  
Proceeds from the sale benefit The Drawing Studio

