

Class Schedule



Summer 2018



This schedule includes workshops, courses,
and open studio time from May – September 2018

Register online at thedrawingstudio.org
or call us at 520 620 0947

2760 N. Tucson Blvd • Tucson, AZ 85716
Southeast corner of Tucson Blvd. and Glenn St.



Summer 2018 class schedule

REGISTER ONLINE at www.thedrawingstudio.org

Scheduling updates and additions will be posted online and sent via email newsletter. Be sure we have your current email address to ensure you receive important updates and information..

Become a Drawing Studio member!

Members receive a 10% discount on all tuition fees listed in the schedule, whether you register online or by phone. Want to become a member? Sign up online before you register for a course to receive the discount immediately.

Some notes about course listings and registration:

1. In this schedule, courses are arranged into categories. Within these divisions, courses are ordered by start date. Check our website to see the latest updates at our link "Register/Browse for Classes and/or Get Supply List"..
2. If you have a credit or discount that you want to apply to your registration, you must enroll via phone. You cannot apply them through online registration..
3. Please familiarize yourself with our registration policies. You can find this information both on our website and in the online registration. While we make exceptions to certain policies in the case of medical and family emergencies, we do not as a general rule prorate class fees based on the number of classes you can attend. Please note: you will receive full credit or a refund if a class is cancelled, or if you withdraw two or more weeks in advance of the class start date. Students withdrawing between two weeks and 24 hours of the class start date may request a 50% refund or full TDS credit. No refund or credit will be given once a class begins. Class credits are valid for 1 year.

What's New at the Drawing Studio?

EXPANDED ADULT OFFERINGS

Our summer youth classes will be in full swing but there will still be plenty of classes to keep our adult artists busy through the warmest months. New classes include: Pet portraits, Cold Wax painting, Figure and Fabric, Intuitive Color, and so much more!

YOUTH SCHOLARSHIPS for SUMMER 2018

During the 2017 summer youth program we were so pleased to have awarded nearly \$10,000 in scholarships, making art classes available to all families who applied. This was made possible by the generous donations from The Drawing Studio community, so thank you to all for your ongoing support. We are gearing up for our 2018 Art of Summer program and look forward to extending more scholarship opportunities. If you would like to make a gift, please call us at 520.620.0947 or visit our donation page at thedrawingstudio.org.

OVER 400 MEMBERS AND GROWING

Our membership program has exceeded 400 members! Membership is a way to build community and friendly accountability around your art practice. (We all can use the encouragement, right?) Become a member and join the fun! Members receive discounts on classes, discounts on art supplies through local art supply stores, and invitations and early admission to exclusive events!

FREE CLASSES THROUGH LIBRARIES

The Pima County Public Library System has expanded our



contract to teach art classes through its branch libraries. This partnership makes it possible for us to offer free classes to those who may have barriers to enrolling at our studio, including funding and transportation. Library classes are scheduled and enrolled through individual participating branches.

DID YOU KNOW

Approximately half of our operating costs are covered by class tuition fees. In order to keep our classes affordable and accessible to all interested in pursuing or refining their art practice, we rely on the generosity of our community to sustain our mission through tax-deductible donations.

MAKE A DONATION

The Drawing Studio is a non-profit organization, founded in 1992 by artist Andy Rush and a group of friends. To this day, we offer instruction and fellowship to artists and art students outside traditional institutions. The Drawing Studio is committed to bringing art to everyone, including those with the least access to it. Please consider making a tax-deductible donation today to ensure that the transformative power of art remains accessible to everyone in our community.

Summer is almost here!

Now that my husband and I are “empty nesters,” summer looks much different than when our kids were young and involved in music, sports, and camps. I still have kids in my life though! Today, I spend time with young artists of all ages enrolled in The Drawing Studio’s Art of Summer classes and camps.

The studio buzzes with creativity and activity in the summer. Kids have an incredible access to their creative vision. They are willing to experiment with all kinds of new techniques. It’s refreshing, and reminds me that we are often setting our own limits as artists and in life.

Check out our summer youth schedule on page 8. And, don’t forget, many of our youth are here on scholarships and could not afford the classes otherwise. Our goal is to provide \$10,000 in scholarship funds this year. If you would like to contribute to this endeavor, please contact Morgan Matchett, our Development Director at morgan@thedrawingstudio.org

Here’s what else has been happening in the studio: We’ve had a busy spring planning our event to honor Drawing Studio founding artist Andy Rush. The video we put together honoring his life, talent, and teaching career is tremendous. At the end of it, Andy speaks about his age: At 86, he’s living in a state of perpetual gratitude that he still gets to teach at The Drawing Studio, mentoring and spending time with developing artists.

Being a place that embraces artists of all ages, and all skill levels, is an incredible aspect of The Drawing Studio. Daily I am engaging with people who are decades older and decades younger than me, and I get to see all of the ways that age is just a number, and art can enrich us all.

Julie Glass

Executive Director

PS We have some exciting classes for adults this summer, too! Spend time with the schedule, or stop by and chat with us about what’s new!

Contents

Try It! Art Appetizers	6
Drawing Fundamentals, Level 1	4–5
Drawing Fundamentals, Level 2	
The Practice of Drawing (Drawing Fundamentals, Level 3)	
Drawing	7
Pastel / Colored Pencil	
Painting	12-13
Oil	
Watercolor/Gouache	
Portrait / Figure	12-13
Landscape	
Mixed Media and Collage	13
Printmaking	
Satellite Classes	14
Youth	8–9
Open Figure Studio	5
Faculty	15
Fast Facts about The Drawing Studio	10

CLASS LOCATIONS.

MAIN STUDIO

The Drawing Studio (all classes are located here unless otherwise noted)

2760 N. Tucson Blvd.

Southeast corner of Tucson Blvd. and Glenn St.

NORTHWEST TUCSON

Casas Adobes Congregational Church (CACC)

6801 N. Oracle Rd.

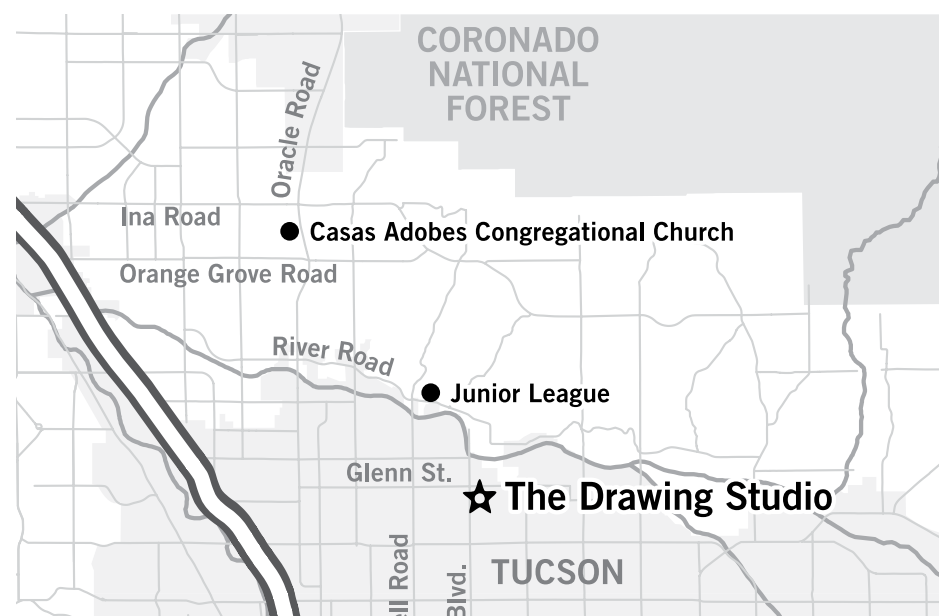
West side of Oracle Rd., south of Ina Rd.

FOOTHILLS TUCSON

Junior League (JL)

2099 E. River Rd.

East of Campbell Rd. on the north side of River Rd



Drawing Fundamentals

THE FOUNDATIONAL COURSE SEQUENCE OF THE DRAWING STUDIO

Both universal and intimate, drawing is the backbone of visual art. Since our earliest days, drawing has been a powerful tool to explore what it is to be alive and human.

Anyone CAN learn to draw. And, like any skill worth acquiring, drawing is an ongoing discipline that continually presents challenges. Drawing Fundamentals provides a supportive and encouraging learning environment that immerses you in the practice of drawing from observation. Guided by experienced teaching artists and inspired by your peers, you will see the world in new ways, persist through difficulty, and expand your creative expression in art and in life.

Drawing Fundamentals is structured as a sequence of two 6-week courses—Drawing Fundamentals 1 and 2—followed by a wide range of 3-week drawing practice modules from which you can pick and choose. Drawing Fundamentals introduces a curriculum of foundational skills that progressively deepens your practice. The sequence is designed for beginners with no experience as well as those with an art background who want to revisit and expand their practice. We offer multiple sections of each course at various times and locations throughout the year. Once you have taken DF1 or DF2 at full price, you can repeat it at half price for as many times as you like.

Drawing is a means to other artistic ends as well as its own rich domain. Whatever your goal or intention, Drawing Fundamentals will initiate you into a practice that can serve you for a lifetime.

Drawing Fundamentals, Level 1 (DF.1)

In DF1, students learn four foundational drawing skills: shape/edge, measurement, light (value) and space (perspective). You will begin to combine these skills into drawings that will surprise you by their accomplishment and banish any fears regarding your ability to observe and draw.

Fee: \$195 (6 sessions) Students who have paid the full tuition and completed level 1 may repeat level 1 at half price.

Note: Section letters simply indicate different locations or times for a particular course. Sections are listed by start date.

DF1.P

ANNIE ANDRE

Wednesday afternoons, 1 – 4pm
Apr. 25 – May 30

DF1.R

LINO LAURE

Thursday evenings, 5:30 – 8:30 pm
May 24 – June 28

DF1.S (JL)

PAUL MOHR

Sunday afternoons, 1 – 4 pm
June 3 – July 15 (no class July 1)

DF1.T (CACC)

PAUL MOHR

Monday afternoons, 1 – 4 pm
June 4 – July 16 (no class July 2)

DF1.U (JL)

PAUL MOHR

Sunday afternoons, 1 – 4 pm
July 22 – Aug. 26

DF1.V (CACC)

PAUL MOHR

Monday afternoons, 1 – 4 pm
July 23 – Aug. 27

DF1.W (JL)

PAUL MOHR

Sunday afternoons, 1 – 4 pm
Sept. 9 – Oct. 14

DF1.X

NANCY CHILTON

Thursday mornings, 9 am – 12 pm
Sept. 13 – Oct. 18

Drawing Fundamentals, Level 2 (DF.2)

Understanding and mastering foundational skills will inspire you to see and respond to the world around you with intensified interest and curiosity. In Drawing Fundamentals 2 you will explore natural and human-made subjects in greater depth, emphasizing composition and mark-making.

Fee: \$195 (6 sessions) Students who have paid the full tuition and completed level 2 may repeat level 2 at half price.

Note: Section letters simply indicate different locations or times for a particular course. Sections are listed by start date.

DF2.J

PAT DOLAN

Tuesday mornings, 9 am – 12 pm
Aug. 14 – Sept. 18

DF2.K (CACC)

PAUL MOHR

Monday afternoons, 1 – 4 pm
Sept. 10 – Oct. 15



Drawing Fundamentals, Level 3 (DF.3)

This collection of 3-week modules, each with a particular focus, allows you to customize your drawing practice. As you enroll in various DF3 modules, you will gain fluency in the “languages” of drawing as you explore new tools, media, and subject areas, and ways to effectively communicate in each. Begin to develop a personal vision that expands your experience of “observation” to encompass both internal and external realms.

DF3: Intro to Figure Drawing

CARRIE ROBLES

Thursday afternoons, 1 – 4pm
April 26 – May 10

Learn how to apply proportion, sighting, rhythm, construction, value structures, and tips for creating a likeness. Applying these techniques to reference will help enhance and hone crucial skills that then can be applied to drawing from life with enhanced confidence. **Fee: \$140 (3 sessions, includes model fee)**

DF3: You’ve Got Rhythm!

PAT DOLAN

Tuesday afternoons, 1 – 4pm
May 9 – 23

Explore line in large gesture drawings, using your whole body to draw. On large paper, we will use charcoal on sticks, brushes & ink, water soluble crayons, and pastels. Capture the gestures of humans and animals and then expand, play, explore. **Fee: \$125 (3 sessions)**

DF3: Experimental Drawing

DEB STEINBERG

Thursday mornings, 9 am – 12 pm
April 19 – May 3
Saturday afternoons, 1 – 4 pm
June 9 – 23

There is more to the art of drawing than strictly rendering what you see. A big part of what we do as artists is to interpret and experiment. The class will help you spread your wings and develop your own style. **Fee: \$125 (3 sessions)**

DF3: Intro to Portraits

DEB STEINBERG

Tuesday afternoons, 1 – 4 pm
Aug 7 – 21

Sooner or later, someone will ask you to draw a portrait of them, a child or grandchild. Are you prepared? Our first class session will explain how to draw a portrait from a photograph. The following sessions will have us drawing from a live model, one male and one female. **Fee: \$140 (3 sessions, includes model fee)**

DF3: Thinking Abstractly

DEB STEINBERG

Tuesday afternoons, 1 – 4 pm
May 10 – May 24
Wednesday mornings, 9 am – 12 pm
Aug. 8 – 22

Even if you never intend to become an abstract artist, learning how to think abstractly will immensely improve your artwork. And it’s fun! Class projects will involve the meaningful use of values, form, color and line to create space and balance in abstract compositions. **Fee: \$125 (3 sessions)**

Open Figure Studio

Since the very first day of The Drawing Studio, Open Figure Studio has been in the place to hone our practice and enjoy the fellowship of a community of like-minded drawers, painters, and (occasionally) sculptors. It has been an embodiment of The Drawing Studio’s commitment to be easily accessible to everyone.

Note: visit thedrawingstudio.org for model schedule and updates

Monday 9:30am – 12:30pm General*
6 – 9pm General*

Friday 6 – 9pm
one long pose,
always in costume

Sunday 9:30am – 12:30pm General*


* “General studies” include short (2min.) to long (up to 1 hour) poses; work from the nude (occasionally clothed) model(s); open studio monitors are open to requests and interests of the session participants.

Fee: \$10/session (no reservations or advance payment required)

Anyone enrolled in a figure portrait class may attend Open Studio for \$5/session between the start and end dates of the class. Members can purchase 10-session voucher cards for \$75.

Open Figure Studio Monitors:

Rebecca Olson, Stephen Judy,
Howard Yoffe



Try It! – Art Appetizers

These classes are bite-sized morsels offering a taste of what we teach at The Drawing Studio.

FEE FOR ALL Try It! classes: \$40 each, all materials provided.

Gouache

PAT DOLAN

Wednesday afternoon, 1 – 4 pm
June 6

Gouache is a rich and vivid opaque watercolor. It can be used to create a thicker paint layer or flawless flat color areas, which can be reworked. It is forgiving and the color is lively and bright.

Oil Painting

LINO LAURE

Tuesday evening, 5:30 – 8:30 pm
June 26

Oil painting is a medium that artists have used for centuries. It is forgiving to work with, vibrant and luminous. Come and explore the basics of oils!

Animal Portraits

PAT DOLAN

Wednesday afternoon, 1 – 4 pm
June 27

Express your relationship with the animals in your life as well as animals with whom you feel a deep connection. Learn how to break down an animal portrait into basic shapes and then how to add life and expression to your portrait. We will work in charcoal, pastel and gouache (opaque watercolor).

Water-soluble Ink Pen

SARAIYA KANNING

Saturday, 4 – 7 pm
June 30

Water-soluble ink pens are versatile and easy to carry afield! In this class, we'll learn to use the paint-like potential that is latent in Pilot ink pens, returning after our sketches dry to add details in white charcoal. Natural found objects such as plant parts, bones, and feathers will be our subjects.

Oil Painting

DEB STEINBERG

Thursday morning, 9 am – 12 pm
July 5

Have you always wanted to try your hand at oil painting but felt a bit overwhelmed by how to start? This class is for you. We provide the materials and a simple way to approach the medium. You provide the enthusiasm.

Acrylic Painting

CAROLYN ROBLES

Thursday evening, 5 – 8 pm
July 5

Explore the ease of working in acrylic paint, while experimenting with a variety of techniques for painting realistically.

Drawing Plants

SARAIYA KANNING

Saturday, 4 pm - 7 pm
July 7

Cholla skeletons, ocotillo spines, and more! In this class, we'll couple botanical knowledge with our powers of observation to sketch whole and partial plants. Participants will have a choice of graphite or charcoal.

Mandalas (CACC)

PAT DOLAN

Wednesday afternoon, 1 – 4 pm
July 11

Enjoy an afternoon of exploration and mindfulness. In Sanskrit, “mandala” means circle, and in every culture the circle symbolizes wholeness. Simple universal shapes become sacred images that have the power to transform. However you draw or paint a mandala is perfect. This session is based on cultural anthropologist Angeles Arrien’s book Signs of Life as well as the work of Jung. Drawing mandalas is a way to connect with your deepest self. No previous art experience required.

Pastel

PAT DOLAN

Wednesday afternoon, 1 – 4 pm
July 18

Explore the rich color of dry pastels. Experiment with ways to achieve luminosity and vibrancy in your work with underpainting, layering, and various kinds of mark making unique to pastels.

Portrait

DEB STEINBERG

Wednesday morning, 9 am – 12 pm
July 25

It's not as hard as you might think. You'll learn the secrets of how to accurately draw a recognizable portrait from a photograph – which in turn will give you a few tools when you begin to draw directly from life.



OIL PAINTING

Drawing

Traditional Sumi-e (Ink Brush) Painting (CACC)

JOY MILLS

Tuesday afternoons, 1 – 4pm

G: May 15 and 29

This class offers a step-by-step approach to traditional Japanese Sumi-e painting. Each class will focus on one subject—plant, animal, or landscape. Use of a Bamboo brush expands both our drawing and painting vocabulary. Seven basic strokes will be demonstrated and practiced during each set of classes. The fluidity of brushstroke developed in this class can inform and enhance many various drawing and painting practices. **Fee: each session, \$90 (2 sessions)**

Expressive Drawing Workshop

PAT DOLAN

Saturday, 10 am – 4 pm

June 16

Use your whole body expressively while drawing on large paper, using an interesting assortment of media including charcoal attached to sticks, brushes and ink, water-soluble crayon and paint, pastels. Let go and discover making marks by drawing from your body. Explore and play. **Fee: \$90**

Contemporary Sumi Ink Drawing

PAT DOLAN

Saturday, 10 am – 4 pm

July 7

Expand your drawing vocabulary to include the flow of ink washes from a brush. This immediate media forces you to stay in the present moment. The goal of ink and wash painting is not simply to reproduce the appearance of the subject, but to capture its spirit. Traditional ink wash painting may be regarded as a form of expressionistic art that captures the unseen. This class takes the traditional sumi painting and adapts it and expands it. **Fee: \$90**

Charcoal Basics

LYNN FLEISCHMAN

Wednesday evenings, 5:30 – 8:30 pm
July 11 and 18

Charcoal is messy, elemental, forgiving, and deeply expressive. The lineage of charcoal is thousands of years old, and you can join the stream! We will explore different kinds of charcoal, how to work with each, and specific uses of each. We will explore value and the marvelous world of erasers, stomps, and shammies – important tools for drawing with light. This class is great preparation for the day-long Expressive Charcoal. **Fee: \$90 (2 sessions)**

Expressive Charcoal

LYNN FLEISCHMAN

Saturday, 10 am – 4 pm

July 21

Charcoal is the perfect medium to go big, go gestural, go experimental. We'll spend the first half of the workshop doing a variety of activities and exercises to loosen up and shake up our assumptions about what we can and cannot do. In the second half, you'll run with your own visual idea to create a large and unexpected exploration. **Fee: \$90**

Drawing the Landscape from Mt. Lemmon (on-site)

SARAIYA KANNING

Saturday, 10 am – 4 pm

July 28

Beat the desert heat! This plein air workshop will take place in the pine forests atop Mt. Lemmon, where you can enjoy the cool mountain air and take in the sweeping vistas. We'll use graphite, charcoal, and/or water-soluble ink pens to sketch the landscape. Coronado National Forest pass required per car. Carpooling is an option! **Fee: \$90**

Pastel/Colored Pencil

Color Fundamentals in Colored Pencil

DEB STEINBERG

Thursday afternoons, 1 – 4pm

First class is Friday, April 27 –

resuming Thursdays until May 31

Once you feel comfortable with basic drawing skills, it may be time to move into the fascinating realm of color. This class presents a step-by-step introduction to working in colored pencil, including layering and the effective use of color. **Fee: \$195 (6 sessions)**

Pastel Studio

PAT DOLAN

C: Friday afternoons, 1 – 4pm

May 4 – 25

Pastel is a medium for someone who loves color, loves the tactile immediacy of drawing, and appreciates the forgiving nature of a medium. You will learn how to tweak the highlights, enrich the shadows through color, and use emphasis and variety to strengthen your compositions. You choose your subject matter: abstract, still life, landscape, flowers, animals, birds. Bring imagery that interests you. Suitable for intermediate to advanced pastel students. **Fee: each section, \$150 (4 sessions)**

Pet Portraits

ANDREA MENDOLA

Wednesday evenings, 5:30 -8:30 pm

June 6 and 13

If you adore your dog, cat, horse or hamster friend, (or know someone who does) this class is for you! You will create one or two portraits of a special animal friend. We will work in pencil and colored pencil, exploring techniques in both mediums. Beginners welcome and encouraged. Bring 1 to a few, clear, close up photo(s) of your animal friend to the first class. **Fee: \$90 (2 sessions)**

Introduction to Pastel: Still Life & Landscape

CAROLYN ROBLES

Thursday afternoons, 1 – 4 pm

Aug. 2 – 23

Hone your drawing skills while adding the joy of color. Apply various pastel techniques while learning how to achieve form and space with value and color, edges, and atmospheric perspective. **Fee: \$150 (4 sessions)**

Drawing and Painting with your iPad

BARRY DODGE

Friday, 9:30 am – 4 pm

Aug. 3

For students new to drawing on an iPad or seasoned designers. Learn to use ArtStudio, an easy and inexpensive app specifically for the iPad. Draw and paint on multiple layers without dragging out your pencils and paints. The only supplies you'll need are your iPad (iPad 2 or newer) and 'ArtStudio' (in the Apple App Store for \$4.99). You will learn how to set up a palette, set up layers, use the airbrush tool, and print and export your creations. **Fee: \$90**

Pastel Studio

PAT DOLAN

Tuesday afternoons, 1 – 4 pm

Aug. 14 – Sept. 4

You've discovered pastels, you love working in this medium, and you've bought several luscious sets of pastels. Now you will practice, building up layers, using color tweaks for emphasis, playing with composition and having fun. You choose your subject matter: abstract, still life, landscape, flowers, animals, birds. Your voice as an artist reveals itself through your ongoing practice. **Fee: \$150 (4 sessions)**

Art of Summer Schedule 2018

Junior Immersion **AGES 9–12**

JUNE 11 – JUNE 29

\$135 : SECTION A: 8:30AM – 12:00PM, MONDAY – FRIDAY

\$135 : SECTION B: 1:00PM – 4:30PM, MONDAY – FRIDAY

\$355 : **Discounted Fee for 3 weeks**

Students can enroll in Section A - *OR* - Section B, for one, two, or three weeks. All three weeks are recommended for the full immersion experience.

Each week provides a different focus, subject matter (still life, figure, animals, student's favorite subjects), and projects. All classes meet at The Drawing studio and all materials are provided.

WEEK 1: JUNE 11–15. Students learn the fundamentals of drawing from direct observation, with time to experiment in graphite, charcoal, pastel, ink, and watercolor.

WEEK 2: JUNE 18–22. Students expand their use of color and other materials to include mixed media, collage, and sculpture.

WEEK 3: JUNE 25–29. Students delve into the third dimension with such materials as wire and clay.

Teen 2D Camp **AGES 13–17**

\$345 : MAY 29 – JUNE 8: 9 DAYS, 9:00AM – 3:00PM

Students will take a deep dive into two-dimensional art. Students will receive a solid grounding in the skills of drawing from direct observation, including still-life and portraiture. Students will explore the “languages” of graphite, charcoal, pastel, ink, and more. All classes meet at The Drawing Studio and all materials are provided.

Teen Immersion **AGES 13–17**

\$380 : WEEKS 1–2: JUNE 11 – JUNE 22, 9:00AM – 3:00PM

\$380 : WEEKS 3–4: JULY 9 – JULY 20, 9:00AM – 3:00PM

\$660 : **Discounted Fee for 4 weeks**

Extended sessions allow students to learn fundamental skills of working from direct observation and explore their imaginative and deeply original takes on the world. Students will work in a variety of media including graphite, charcoal, ink, pastel, watercolor, acrylic paint, and more. Each section features different media, projects, and teaching artists.

Comic Drawing **AGES 9–12**

\$120 : JULY 9 – JULY 13: 8:30AM – 12:00PM

Students will learn the fundamentals of telling a story with images and words, including creating characters and situations, line drawing and inking, coloring, and more. Students will explore the work of master cartoonists and participate in a collaborative cartoon jam with their fellow students.

What is the Art of Summer?

The Art of Summer provides youth (ages 9 – 12) and teens (ages 13 – 17) with an immersive exploration of the visual world and the opportunity for creative self-expression. The Drawing Studio has become the destination for students in search of a studio art program to enrich their education and develop perceptual, critical thinking, and physical skills for life.

Studio practice becomes a daily activity that encourages students to relax into the process of creating with new friends from all over Tucson. Under the guidance of professional working artists, who are also skilled teachers, students develop and flex their skills mastery in a wide variety of media and subjects. There is a place for everyone in the Art of Summer.

Art of Summer Faculty

RAMEEN AHMED

Trained in architecture, Rameen currently works as a metal artist and has been involved in the Tucson arts community for more than 25 years. She has taught art and design to children, teens, and adults in private studio settings, schools, and after-school programs for more than 10 years. As a metalsmith/jeweler, she creates small, wearable sculptures, exhibited nationally and internationally. Rameen holds a bachelor's degree in architectural studies from University of Wisconsin, and both a bachelor and master's degrees in architecture from the University of Arizona.

GINA BECA

Gina is a two- and three-dimensional artist who holds a BFA in Art and Visual Culture Education from the University of Arizona. A Tucson native, she is currently teaching art at Canyon del Oro High School. Her freelance art specializes in media ranging from drawing and painting to sculpture and ceramics.

TRACY BROWN

Tracy began making art at a young age and loves inspiring youth. She has a passion for art and education and has been teaching students for more than 11 years. Her art practice focuses on multi-media methods including paint, collage, digital and video works.

MARCY ELLIS

Through delicate lines of ink and watercolor, Marcy Ellis draws inspiration from flora, the natural world, and the female form. A childhood split between rural agriculture and a suburban planned community set in the open desert, Marcy was immersed in the beauty and simplicity of nature at a young age. Currently residing in Tucson, Marcy teaches Elementary Art and freelances full time. She holds a Bachelor of Fine Arts in Studio Art and a Bachelors of Fine Art in Art Education from the University of Arizona.

JENNIFER ESCHEDOR

Jennifer received her BFA from Kent State University in Fibers and Drawing. While living in Pittsburgh, she taught art to children at the Carnegie Museum of Art, and later became certified to teach art in public schools. She moved to Tucson to get her Masters degree at the University of Arizona and continues to teach art in a variety of settings. Her artwork combines printmaking on fabric with other fiber techniques.

MYKL WELLS

Mykl Wells, born in 1965, Beloit, Wisconsin, is self-taught, he makes paintings, drawings, sculptures and multi-media art. Focusing on techniques and materials, Wells makes works that embody dark humor, irreverence and skepticism. Idiosyncratic and quirky, his paintings are often described as depraved children's book illustration. His sculpture and unique picture framing incorporate the waste-products of American superabundance and marketing.

HEIDI UDOVICH

Heidi Udovich is an art educator at Esmond Station K-8th grade in the Vail School District. A native Tucsonan and graduate of TUSD's magnet fine arts program. Heidi received an academic scholarship to the University of Arizona, completing an Art Education degree in 2000. During that time, she explored illustration, metal casting, sculpting and figure drawing. Heidi loves teaching art and plans to pursue a Master's degree in Counseling. She has taught art education in the Sunnyside School District here in Tucson, on Bainbridge Island in Washington, and in Silver Spring, Maryland. Heidi has an ETSY business, custom painting used cowboy and cowgirl boots.

MARK ZEPEZAUER

Mark studied printmaking at the Univ. of CA at Santa Cruz, before working for several newspapers in that community, creating the cartoon panel "US History Backwards." In 1989 he founded The Press of Time, a small letterpress shop and produced a limited-edition art book, The Nixon Saga, now found in more than two museum collections (okay, just two). He moved to AZ in 1993, publishing the Tucson Comic News, a monthly compendium of political cartoons and commentary, until 2000. Zepezauer taught art at Apollo Middle School and currently teaches at Gallego Fine Arts Magnet School. He has been conducting cartoon camps for teens and younger kids since 2011.

Scholarships

Full and partial need-based scholarships are available for students who cannot afford the full tuition. Download the application at: thedrawingstudio.org/youth-classes. Applications are due at The Drawing Studio office on Wednesday, May 9th. Recipients will be notified by Thursday, May 17th.

Student Exhibition

SATURDAY, JULY 28, 5 – 7PM

Students, their families and friends are invited to view a professionally curated exhibition of student work produced during the Art of Summer. Every student will have at least one work in the show. This event is free and open to the public.

Fast Facts about The Drawing Studio



WHAT IS THE DRAWING STUDIO?

Founded over 25 years ago, The Drawing Studio is a nonprofit, creative learning organization that brings art and the benefits of creating art to the entire community. We offer affordable, fee-based and free classes and workshops, host free events and exhibits, and build community around the creative practice.

- ANNUAL OPERATING BUDGET: \$500,000
- NUMBER OF CLASSES OFFERED ANNUALLY: 250
- NUMBER OF REGISTRATIONS IN 2017: 1,918
- TEACHING ARTISTS: 35
- OLDEST STUDENT: 92 YEARS OLD
- YOUNGEST STUDENT: 9 YEARS OLD

Community Partners: Pima County Public Libraries, Primavera Foundation, VA Hospital, Jewish Community Center, Country Glenn Neighborhood Association, SAAF (EON) and more!

Classes: Drawing, oil and acrylic painting, watercolor, mixed media, charcoal, figure drawing, plein air, portrait, printmaking, gouache, colored pencil, pastel, digital art

HOW ARE WE FUNDED?

REVENUE

- TUITION AND FEES - 60%
- PHILANTHROPY - 30%
- GRANTS AND CONTRACTS FOR SERVICE - 10%

EXPENSES

- PROGRAMS - 82%
- FUNDRAISING - 7%
- ADMIN - 12%

OUTREACH AND YOUTH PROGRAMS

Through outreach we bring art instruction to individuals who otherwise would not have access to it. To eliminate transportation and financial barriers, we come to individuals and supply the expertise, curriculum and supplies.

Thank you to our sponsors for making
Inside the Artist's Studio a success

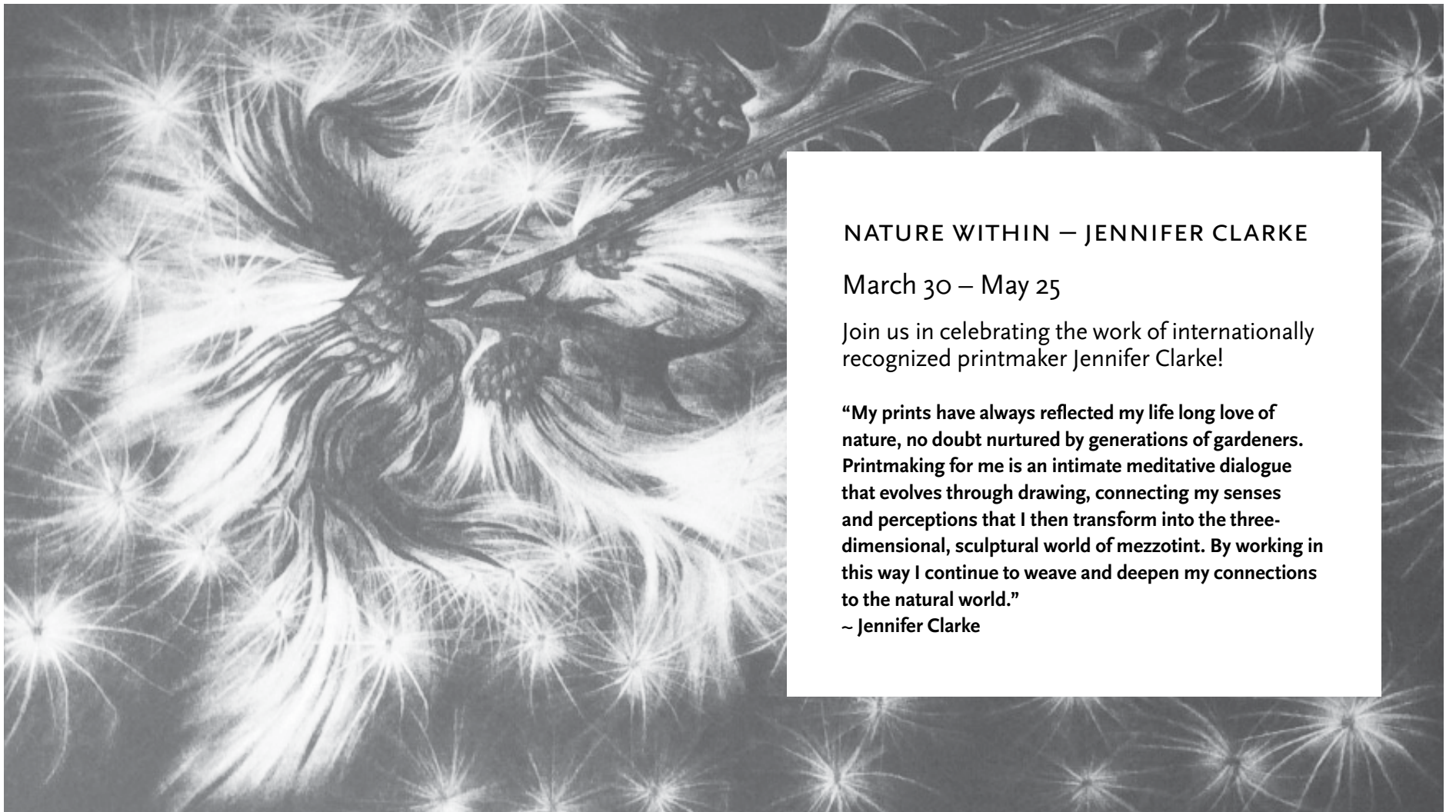
Janet G McCloud



Anonymous
A. Carile Neale



Long Realty Cares / Tucson Federal Credit Union / Brenna Lacey & Stephen Rodgveller / Herk & Jill Rosenzweig



NATURE WITHIN — JENNIFER CLARKE

March 30 – May 25

Join us in celebrating the work of internationally recognized printmaker Jennifer Clarke!

“My prints have always reflected my life long love of nature, no doubt nurtured by generations of gardeners. Printmaking for me is an intimate meditative dialogue that evolves through drawing, connecting my senses and perceptions that I then transform into the three-dimensional, sculptural world of mezzotint. By working in this way I continue to weave and deepen my connections to the natural world.”

~ Jennifer Clarke

Painting

OIL / ACRYLIC

Self-Discovery Through Intuitive Painting

CARRIE ROBLES

Saturday, 10 – 5pm

April 21

Get out of your own way and hand the brush over to your subconscious, or even to the higher parts of yourself as you learn to trust your own intuition. This is a fun and often illuminating method to use painting as a more spiritual practice.

Fee: \$90

Paint the Night! (on-site)

DOUG SHELTON

Wednesday evenings, 7 – 9pm

April 25 – May 16

An evening class devoted to plein-air painting. We'll be visiting different locations around Tucson focusing on architecture and lighting. Not for the faint of heart - it will be challenging but exciting. Students should have some painting experience and a French easel or equivalent. A materials list for simple and inexpensive lighting for your easel and palette will be provided. **Fee: \$125 (4 sessions)**

Oil Painting Techniques

DEB STEINBERG

C: Tuesday afternoons, 1 – 4pm

April 24 – May 15

Bring your paints and palette, work with and learn from other painters under the guidance of a TDS master teaching artist. Each four-week section will present a different challenge in the medium. You will develop new skills and expand and refine your oil palette. **Fee: each section, \$150 (4 sessions)**

Exploring Abstract Composition

LISA MISHLER

Monday afternoons, 1 – 4pm

April 30 – May 21

Explore beyond the traditional rules and formats to develop a more personal voice and keep your art practice fresh and exciting. Recommended: experience with acrylic paint, color mixing and vocabulary, basic composition. **Fee: Section D, \$150 (4 sessions)**

Oil Painting Fundamentals

LINO LAURE

Tuesday evenings, 5:30 pm – 8:30 pm

July 10 – 31

This class will focus on the basics of selecting and managing oil paints and brushes, painting techniques, color use, and composition. **Fee: \$150 (4 sessions)**

Introduction to Painting in Acrylic

CAROLYN ROBLES

Thursday evenings, 5 – 8 pm

July 12 – Aug. 2

Acrylic paint is vivid and water-based, which some artists prefer to oil. From learning how to handle brushes, to mixing color, to creating the illusion of form, this course will get you started exploring the possibilities of acrylic painting.

Fee: \$150 (4 sessions)

Introduction to Cold Wax Painting

PAT DOLAN

Saturday, 10 am – 5 pm

July 14

Discover the beauty and subtlety of cold wax, a medium used to create abstract paintings, and abstracted landscapes. Cold wax medium (CWM) is composed mainly of beeswax with a small amount of solvent and other ingredients to aid in drying time, which is then combined with oil paint. Cold wax is similar to encaustic in that both contain beeswax, but CWM is used at room temperature rather than heated like encaustic. Begin to learn the basics of working in cold wax medium while exploring an intuitive approach to color layering and texturing.

Fee: \$120 (includes some materials)

Cold Wax Immersion

PAT DOLAN

Friday afternoons, 1 – 5 pm

August 10 – 24

Continue exploring cold wax as a medium and unique ways to use color principles. Learn how to use transparent and opaque color, work in an additive and subtractive manner, create texture, and explore a range of mark making. If you are new to cold wax, don't worry; we will cover the basics during the first session.

Fee: \$170 (includes some materials)

WATERCOLOR / GOUACHE

Plants in Watercolor

ANDREA MENDOLA

Two Wednesday evenings, 5:30 – 8:30 pm

June 20 and 27

Designed for those with some experience in watercolor, this class will focus on understanding botanical structure and mixing color to achieve various effects.

Fee: \$90 (2 sessions)

Playing with Gouache

PAT DOLAN

Saturday, 10am – 4pm

June 30

Gouache is a rich and vivid opaque watercolor. It is immediate and easy to use. It works well directly in painting and in mixed approaches with ink and pastel. Turner painted his seascapes in gouache, and Matisse used it for color in his famous cutouts. We will explore how to use this medium in various ways from washes to areas of solid color.

Fee: \$90

Water is Water

TAD LAMB

Monday afternoons, 1 – 4 pm

Aug 6 – 13

Watercolor makes the perfect medium for painting water in all its moods and forms. From a dark stormy sky to a still icy stream, learn how watercolor uniquely lends itself to painting...water. Suitable for intermediate to advanced watercolor students. **Fee: \$90 (2 sessions)**

Unfinished Business

TAD LAMB

Monday afternoons, 1 – 4 pm

Aug 20 – 27

You got 'em, I got 'em, we all got 'em. A pile of initially inspired yet incomplete paintings. Here's a chance to take care of unfinished business by applying our critical eye and learning how to make those final decisions that bring our initial vision to reality. **Fee: \$90 (2 sessions)**

Birdlandia

TAD LAMB

Monday afternoons, 1 – 4 pm

A: April 30 – May 7

B: May 14 – 21

C: Sept 10 – 17

From topknot to tail feathers, learn the art of rendering birds in watercolor. Open to all skill levels and may be repeated. **Fee: \$90 (2 sessions)**

PORTRAIT / FIGURE

Sustained Monochromatic Figure Painting Workshop

MANO SOTELO

Saturday, 9:30 – 4pm (1 hour for lunch)

April 28

Come take your time to see and paint! Choose whether to concentrate on only the head, or a portion, or the entire figure. In this workshop, we will be working on toned canvas or panel and from one long pose. The sustained pose will give us an opportunity to create a more finished painting that conveys clear structure and volume. Focus will be placed upon composition, planes, proportion, local values, chiaroscuro and edges. We will also work with a painting approach which can be applied to painting any object. This course offers demonstrations and personalized instruction for beginners and continuing students. Instructor will utilize oil; however, acrylic, gouache and pastel are welcome. **Fee: \$110 (includes model fee)**

Painting

Portraits in Watercolor

JUDY NAKARI

Tuesday afternoons, 1 – 4pm
May 1 – 22

Learn to capture the 'essence' of a person in watercolor. This class will expand your painting and figurative skill and will be of most use to students who have some basic experience in watercolor. As you work from short to long poses, you'll find the spontaneity of watercolor lends itself to capturing a gesture, a spirit, the energy of the model. Instructor will demonstrate and offer individual assistance. Model fees are included in the price of the class. **Fee: \$170 (4 sessions, includes model fee)**

Portrait Drawing (JL)

PAUL MOHR

Sunday mornings, 9 am – 12 pm
A. June 3 – July 15 (no class July 1)
B. Sept. 9 – Oct. 14

Portraiture skills combine the ability to work from observation, and the patience to allow the relationship between drawer and sitter to evolve. Those new to drawing portraits will develop an understanding of facial anatomy, light and shadow, as well as a variety of technical approaches. Continuing students explore conventions of portraiture and engage in studies involving longer poses. Personalized instruction for beginners and continuing students; previous drawing fundamentals experience required. **Fee: \$235 (6 sessions, includes model fee)**

Figure Drawing (JL)

PAUL MOHR

Sunday mornings, 9 am – 12:00 pm
July 22 – Aug. 26

Students will study anatomy, proportion, symmetry, value, gesture, mass, and form, with ample opportunity to practice capturing the spirit that illuminates the form. Short poses will help students loosen up and gain confidence in their drawing capability, and long poses will help students learn how to develop a figure drawing with accuracy and energy. **Fee: \$235 (6 sessions, includes model fee)**

Figure and Fabric

HOWARD YOFFE

Tuesday mornings, 9 am – 12 pm
Aug. 7 - 21

An opportunity to study the various ways that the folds and creases of clothing may express the movements and forms of the human body. We will draw from the model, each pose, both nude and clothed. **Fee: \$150 (3 sessions, includes model fee)**

Portrait Painting: Working from Reference and Life

CAROLYN ROBLES

Wednesday evenings, 5 – 8 pm
Aug. 8 – 29

We will learn how to successfully work from photographic resource and from life. We'll explore elements that make a portrait great, and will create our portraits focusing on composition, lighting types, mood, proportion, shape, light and shadow, planes of the head, color, values and edges. **Fee: \$160 (4 sessions, includes model fee for 1 session)**

LANDSCAPE

Drawing the Landscape from Mt. Lemmon (on-site)

SARAIYA KANNING

Saturday, 10 am – 4 pm
July 28

Beat the desert heat! This plein air workshop will take place in the pine forests atop Mt. Lemmon, where you can enjoy the cool mountain air and take in the sweeping vistas. We'll use graphite, charcoal, and/or water-soluble ink pens to sketch the landscape. Coronado National Forest pass required per car. Carpooling is an option! **Fee: \$90**

Mixed Media/Collage Printmaking

Digital Collage on the iPad

BARRY DODGE

Saturday, 9:30 am – 4 pm
June 2

Learn how to create new compositions from the existing images on your iPad, whether photos, sketches, or paintings - along with photos taken in class. We will start with simple exercises and build-up to more complicated collages. Along with using the 'ArtStudio' application, the class will include an overview of the image manipulation tools found in the 'Photos' application. **Fee: \$90**

Black and White to Color

PAT DOLAN

Friday, 10 am – 4 pm
July 20

Take the worry out of working in color. This class is for those who have completed drawing fundamentals and want to draw in color but are nervous about taking the leap. There will be exercises in expanding and developing skills in a variety of drawing media including gouache (a more pigmented and opaque watercolor), pastels and charcoal. Prerequisite: drawing fundamentals. **Fee: \$90**

Intuitive Color Workshop

PAT DOLAN

Saturday, 10 am – 4 pm
Aug. 11

Once you are familiar and more or less comfortable with the technicalities of color mixing and basic color theory, you can explore assembling a unique palette incorporating the subjective qualities of color. We will explore how to use color expressively and various approaches to creating successful composition using color. Use your intuition, be free, play with gouache and collage. **Fee: \$90**



PRINT BY ANDREW RUSH

Intaglio Open Lab

ANDREW RUSH, TOM LINDELL, JENNIFER CLARKE

Fridays, 9am – 4pm
(instruction in AM only)

Note: Because of the Art of Summer Youth Program, Intaglio Lab will be by appointment only during the months of June and July. Open Lab will resume normal operation and registration by the month in August.

For anyone with an interest in intaglio printmaking from beginner to advanced. Processes available: 1) traditional and non-toxic etching, engraving, mezzotint, and mixed media; 2) photo-etching and solar plate-making; 3) edition printing support. Instruction is individually designed for each person's level of skill.

Fee: \$120/month (\$100 for members).

Includes instruction, all-day access to the lab, all materials except plates and paper.

Satellite Classes

JUNIOR LEAGUE / JL



2099 E. River Rd.
East of Campbell Rd. on the north side of River Rd.

CASAS ADOBES CONGREGATIONAL CHURCH / CACC



6801 N. Oracle Rd.
West side of Oracle, between Orange Grove and Ina Rds.

Drawing Fundamentals 1.S

PAUL MOHR

Sunday afternoons, 1 – 4 pm
June 3 – July 15 (no class July 1)
Fee: \$195 (6 sessions)

Drawing Fundamentals 1.U

PAUL MOHR

Sunday afternoons, 1 – 4 pm
July 22 – Aug. 26
Fee: \$195 (6 sessions)

Drawing Fundamentals 1.W

PAUL MOHR

Sunday afternoons, 1 – 4 pm
Sept. 9 – Oct. 14
Fee: \$195 (6 sessions)

Portrait Drawing

PAUL MOHR

Sunday mornings, 9 am – 12 pm
A. June 3 – July 15 (no class July 1)
B. Sept. 9 – Oct. 14
Portraiture skills combine the ability to work from observation, and the patience to allow the relationship between drawer and sitter to evolve. Personalized instruction for beginners and continuing students; previous drawing fundamentals experience required. Fee: \$235 (6 sessions, includes model fee)

Figure Drawing

PAUL MOHR

Sunday mornings, 9 am – 12:00 pm
July 22 – Aug. 26
Students will study anatomy, proportion, symmetry, value, gesture, mass, and form, with ample opportunity to practice capturing the spirit that illuminates the form. Short poses will help students loosen up and gain confidence in their drawing capability, and long poses will help students learn how to develop a figure drawing with accuracy and energy.
Fee: \$235 (6 sessions, includes model fee)

Drawing Fundamentals 1.T

PAUL MOHR

Monday afternoons, 1 – 4 pm
June 4 – July 16 (no class July 2)
Fee: \$195 (6 sessions)

Drawing Fundamentals 1.V

PAUL MOHR

Monday afternoons, 1 – 4 pm
July 23 – Aug. 27
Fee: \$195 (6 sessions)

Drawing Fundamentals 2.K

PAUL MOHR

Monday afternoons, 1 – 4 pm
Sept. 10 – Oct. 15
Fee: \$195 (6 sessions)

Mandalas (CACC)

PAT DOLAN

Wednesday afternoon, 1 – 4 pm
July 11
Enjoy an afternoon of exploration and mindfulness. In Sanskrit, “mandala” means circle, and in every culture the circle symbolizes wholeness. Simple universal shapes become sacred images that have the power to transform. However, you draw or paint a mandala is perfect. This session is based on cultural anthropologist Angeles Arrien’s book Signs of Life as well as the work of Jung. Drawing mandalas is a way to connect with your deepest self. No previous art experience required. Fee: each session, \$90 (2 sessions)

Our Faculty

ANNIE ANDRE: BFA from the Univ. of Arizona, graduate of TDS CERTS program in teaching drawing, former product designer for Hallmark Cards, has also worked in interior design.

NANCY CHILTON: BFA, draws, paints, prints, writes, and assembles objects out of papier-mâché, beeswax and other stuff.

JENNIFER CLARKE: Attended art school in London; an art conservator, oil painter and printmaker, prior to teaching at TDS, taught non-toxic printmaking for many years in Tranekaer, Denmark.

BARRY DODGE: BA, Computer Science/Asian Studies, Univ. of Oklahoma: explores the intersection of commercial art, fine art, and technology.

PAT DOLAN: BS Art, MS Visual Design: have enjoyed many years teaching art from university to community colleges to TDS; love making art and teaching art, especially drawing; crazy about pastels and making a difference. See patdolan.net.

LYNN FLEISCHMAN: BFA, MFA, TDS Founding Member, Executive Director, 2004–2013, now Education and Outreach Director; teaches drawing and drawing/movement; exhibited work locally and regionally; certified conscious dance teacher through Open Floor International.

SARAIYA KANNING: MFA, Univ. of AZ: draws and paints in a variety of mediums. Specializes in wildlife and other ecological subjects. Eager to share the addicting medium of silk painting. View her work at raebirdcreations.com.

TAD LAMB: BFA Printmaking; University of South Alabama. Watercolorist, printmaker, birdwatcher. Longtime member of Desert Artisans co-operative art gallery. Manages Sarnoff Art and Writing.

LINO LAURE: Oil painter creating artwork from nature (plein air) and conceptual pieces. Taught yoga and painting at a large retreat center on the Big Island of Hawaii, where he lived for the past 12 years. See his work at pbase.com/linolaure.

TOM LINDELL: Ph.D., Biochemistry: retired faculty member from Univ. of AZ Dept. of Molecular and Cellular Biology; taught bioethics and science and theology courses for many years; studied printmaking with Andy Rush.

ANDREA MENDOLA: BA, Education, Univ. of AZ, art studies in Santa Fe: muralist for more than 20 years; teaches drawing and painting to youth and adults; long-time artist of portraiture and the human form, and currently focused on pastel and animal portraiture.

JOY MILLS: MFA, Univ. of AZ: has specialized in Sumi-e for over 20 years and studied with acclaimed Sumi-e instructors and masters from the US and Japan; taught regularly at Pima College as well as for the Desert Museum and the Chinese Cultural Center.

LISA MISHLER: studied media arts and photography; 20-year career in interior design; has studied with other TDS faculty, signature member of SAWG; regularly exhibits work regionally and nationally.

PAUL MOHR: BS Studies at UA College of Architecture. With a background in science, he is a figure drawer working in clay, oil, and graphite. Past TDS Board Treasurer and past President of SAWG.

JUDY NAKARI: Watercolorist for 30+ years, won many local, state, and national watercolor competitions, recent focus on plein-air and also known for flower portraits, extensive teaching in Colorado, Arizona, California, and Tuscany, Italy.

CAROLYN ROBLES: BFA Studio Arts, MFA Painting, Laguna College of Art & Design. Trained in classical drawing in Spain, and figure painting in Belgium. Has been a commissioned portrait artist and art instructor for over 20 years. Has won several awards, including the Grand Prize, The Pastel Journal.

ANDREW RUSH: BFA, MFA, Founder of The Drawing Studio: A former Associate Professor of Art at University of Arizona. Printmaker, sculptor, and drawer.

DOUG SHELTON: Doug studied at the American Academy of Art in Chicago and earned his BFA at the Chicago Art Institute. He has had 20 one-man showings in Iowa, Illinois, and Arizona, 26 group shows in the Midwest and Southwest, and many special commissions – including ceiling murals in the House Wing of the U.S. Capitol and murals at Tokyo Disney – and work in a dozen corporate collections. He has also won numerous grants and awards.

MANO SOTELO: BFA Otis Art Institute Parsons School of Design, MFA Academy of Art University. His paintings have been exhibited nationally and locally; including the Univ. of AZ Museum of Art, Tucson Museum of Art, Tucson Desert Art Museum and the Arizona–Sonora Desert Museum. Mano's work can be seen at sotelostudio.com

DEB STEINBERG: BA, Univ. of Minnesota: oil painter and illustrator; has taught pastel, oil painting, drawing, and portraiture.

HOWARD YOFFE: BA Art History and Studio Art from UC/Riverside, additional work in Drawing and Painting at ASU: self-taught in Calligraphy. Freelanced as Calligrapher, taught Calligraphy at UC/Riverside Extension, and served as Scribe in the Society for Creative Anachronism; longtime figure drawer and Open Studio Monitor.

INHOUSE STAFF

JULIE GLASS, Executive Director

MORGAN MATCHETT, Development Director

LYNN FLEISCHMAN, Education & Outreach Director

JESSICA KRANZ, Program Director

SARAH MYERS, Office Manager



the
drawing studio
where art meets life

2760 N. Tucson Blvd
Tucson, AZ 85716
www.drawingstudio.org

Summer 2018

CLASS SCHEDULE

Thank you to our sponsors for making
Inside the Artist's Studio a success

Janet G McCloud



Anonymous
A. Carile Neale



Long Realty Cares / Tucson Federal Credit Union / Brenna Lacey & Stephen Rodgveller / Herk & Jill Rosenzweig