

# Class Schedule

Winter – Spring 2019



This schedule includes workshops, courses,  
and open studio time from January – May '19

Register online at [thedrawingstudio.org](http://thedrawingstudio.org)  
or call us at 520 620 0947

2760 N. Tucson Blvd • Tucson, AZ 85716  
Southeast corner of Tucson Blvd. and Glenn St.



Sue Dunn



# Winter - Spring 2019 Class Schedule

# What's New at the Drawing Studio?

## Register online at [www.thedrawingstudio.org](http://www.thedrawingstudio.org)

Scheduling updates and additions will be posted online and sent via email newsletter. Be sure we have your current email address to ensure you receive important updates and information.

## Become a Drawing Studio member!

Members receive a 10% discount on all tuition fees listed in the schedule, whether you register online or by phone. Members also receive discounts at local art supply stores like Sarnoff, Arizona Art Supply, and SUVA Bookstore. Want to become an annual member? Sign up online before you register for a course to receive the discount immediately.

## Some notes about course listings and registration:

1. In this schedule, courses are arranged into categories. Within these divisions, courses are ordered by start date. Check our website to see the latest updates at our link "Register/Browse for Classes and/or Get Supply List".
2. If you have a credit or gift certificate that you want to apply to your registration, you must enroll via phone. You cannot apply them through online registration.

## Student Drop/Withdrawal Policy

You will receive full Drawing Studio credit or a refund if a class is cancelled, or if you withdraw two or more weeks in advance of the class start date. Students withdrawing between two weeks and 24 hours of the class start date may request a 50% refund or full Drawing Studio credit. No refund or credit will be given once a class begins. Class credits are valid for 1 year.

## Class Cancellation Policy

Classes may be cancelled 72 hours before the first class if it does not meet the minimum enrollment. If this happens, we will issue a full refund or Drawing Studio credit. All refunds are sent via check to the student's address on file. Please allow up to 14 business days for your refund.

## Become a part of the family

We are honored and amazed that our membership is over 400 strong! Membership is a great way to become part of the community and receive support for your individual art practice. Annual members receive discounts on classes, discounts on art supplies through local art supply stores, and early access to register for Drawing Studio classes. Memberships are tax deductible as allowed by the law, and a great way to support The Drawing Studio!

## Free classes through libraries

The Pima County Public Library System has expanded our contract to teach art classes through its branch libraries. This partnership makes it possible for us to offer free classes to those who may have barriers to enrolling at our studio, including funding and transportation. Library classes are scheduled and enrolled through individual participating branches.

## Did you know we are a non-profit?

Approximately half of our operating costs are covered by class tuition fees. In order to keep our classes affordable and accessible to all interested in pursuing or refining their art practice, we rely on the generosity of our community to sustain our mission through tax-deductible donations.

## MAKE A DONATION

The Drawing Studio is a non-profit organization, founded in 1992 by artist Andy Rush and a group of friends. The Drawing Studio offers instruction and fellowship to artists and art students outside traditional institutions. The Drawing Studio is committed to bringing art to everyone, including those with the least access to it. Please consider making a tax deductible donation today to ensure that the transformation power of art remains accessible to everyone in our community.

# Busy Times!

I hope you are all finding time to make art! I know that our fall and winter season in Tucson can be busy, it seems that every weekend there are festivals, galas, holiday activities, and more! We are so appreciative of the time our students spend here in the studio.

A few months ago, we were honored to survey many of you and we loved the feedback we received on classes. We heard that our Try-It program is popular with new and returning students, so in this catalog you'll find fifteen Try-Its, nearly double what we have offered in the past! You can even combine chocolate tasting with watercolor!

There is a well-known theory that to become an "expert" at anything you must practice and perform that skill for 10,000 hours! That theory has recently come under scrutiny in favor of a "deliberate" practice, meaning the quality of what you are doing, the focus, the lack of distractions, and the regular commitment to practice is actually more meaningful than the quantity. That's how I think we all should look at our art practice. A regular time to draw each day, even 15-20 minutes can make a huge difference in drawing skills, I can attest to this myself! The commitment of a regular class or attending open studio weekly is a great way to continue the development of your art practice.

We have lots of great options in this catalog to help you on your way!

See you in the studio!

## JULIE GLASS

*Executive Director*

[julie@thedrawingstudio.org](mailto:julie@thedrawingstudio.org)

# Contents

Try It! Art Appetizers	8
Drawing Fundamentals, Level 1	4
Drawing Fundamentals, Level 2	4
The Practice of Drawing (Drawing Fundamentals, Level 3)	5
Drawing	6
Book Arts	7
Pastel and Colored Pencil	7
Painting	10
Oil / Acrylic	10-11
Watercolor/Gouache	12
Portrait and Figure	12
Landscape/Plein Air	13
Mixed Media and Collage	13
Printmaking	13
Professional Practice	13
Satellite Classes	15
Youth	9
Open Figure Studio	5
Faculty	14

## CLASS LOCATIONS.

### MAIN STUDIO

**The Drawing Studio** (all classes are located here unless otherwise noted)

2760 N. Tucson Blvd.

Southeast corner of Tucson Blvd. and Glenn St.

### NORTHWEST TUCSON

**Casas Adobes Congregational Church (CACC)**

6801 N. Oracle Rd.

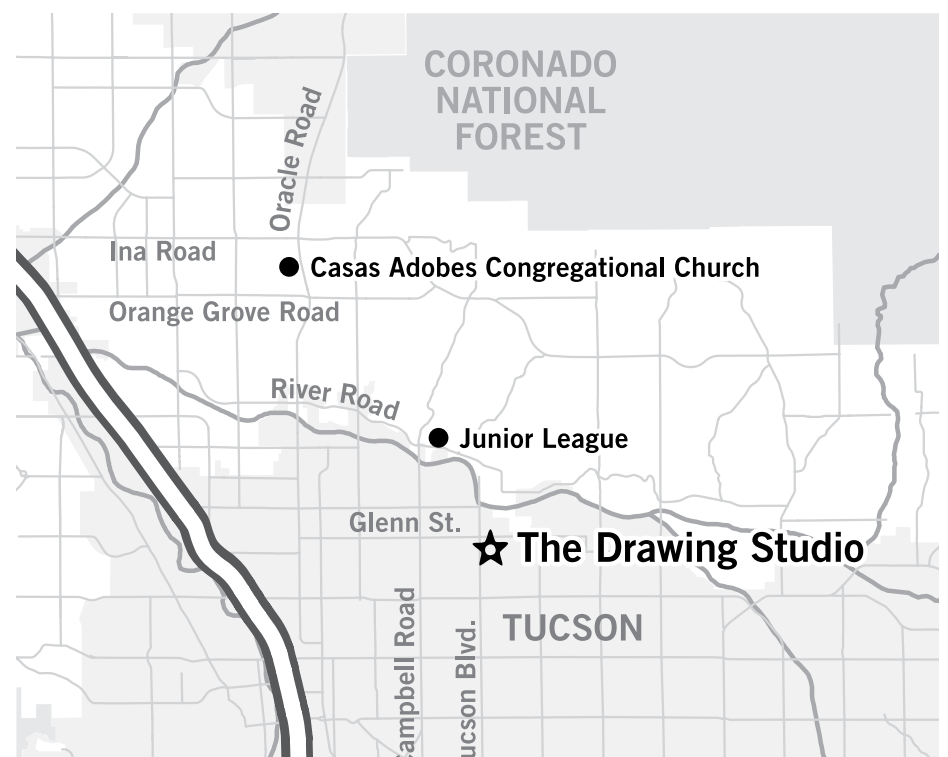
West side of Oracle Rd., south of Ina Rd.

### FOOTHILLS TUCSON

**Junior League (JL)**

2099 E. River Rd.

East of Campbell Rd. on the north side of River Rd





# Drawing Fundamentals

## THE FOUNDATIONAL COURSE SEQUENCE OF THE DRAWING STUDIO

Both universal and intimate, drawing is the backbone of visual art. Since our earliest days, drawing has been a powerful tool to explore what it is to be alive and human.

Anyone CAN learn to draw. And, like any skill worth acquiring, drawing is an ongoing discipline that continually presents challenges. Drawing Fundamentals provides a supportive and encouraging learning environment that immerses you in the practice of drawing from observation. Guided by experienced teaching artists and inspired by your peers, you will see the world in new ways, persist through difficulty, and expand your creative expression in art and in life.

Drawing Fundamentals is structured as a sequence of two 6-week courses—Drawing Fundamentals 1 and 2—followed by a wide range of 3-week drawing practice modules from which you can pick and choose. Drawing Fundamentals introduces a curriculum of foundational skills that progressively deepens your practice. The sequence is designed for beginners with no experience as well as those with an art background who want to revisit and expand their practice.

We offer multiple sections of each course at various times and locations throughout the year.

Drawing is a means to other artistic ends as well as its own rich domain. Whatever your goal or intention, Drawing Fundamentals will initiate you into a practice that can serve you for a lifetime.

### Drawing Fundamentals, Level 1 (DF.1)

In DF1, students learn four foundational drawing skills: shape/edge, measurement, light (value) and space (perspective). You will begin to combine these skills into drawings that will surprise you by their accomplishment and banish any fears regarding your ability to observe and draw.

**Fee: \$195 (6 sessions)** Students who have paid the full tuition and completed level 1 may repeat level 1 at half price. Please call to register and apply this discount.

*Note: Section letters simply indicate different locations or times for a particular course. Sections are listed by start date. Junior League notated as JL, Casas Adobes Congregational Church notated as CACC.*

#### DF1.F

**NANCY CHILTON**

Thursday mornings, 9 am – 12 pm  
January 10 – February 14

#### DF1.G

**LINDA POVERMAN**

Wednesday afternoons, 1 – 4 pm  
January 16 – February 20

#### DF1.H

**ANDREA MENDOLA**

Wednesday evenings, 5:30 – 8:30 pm  
January 23 – February 27

#### DF1.J (JL)

**PAUL MOHR**

Sunday afternoons, 1 – 4 pm  
February 10 – March 17

#### DF1.K (CACC)

**PAUL MOHR**

Monday afternoons, 1 – 4 pm  
February 11 – March 18

#### DF1.L

**LINO LAURE**

Tuesday afternoons, 1 – 4 pm  
February 19 – March 26

#### DF1.M

**ANNIE ANDRE**

Thursday afternoons, 1 – 4 pm  
February 21 – March 28

#### DF1.N

**LINO LAURE**

Saturday afternoons, 1 – 4 pm  
March 9 – April 13

#### DF1.P (JL)

**PAUL MOHR**

Sunday afternoons, 1 – 4 pm  
March 24 – May 5 (no class April 21)

#### DF1.Q (CACC)

**PAUL MOHR**

Monday afternoons, 1 – 4 pm  
March 25 – May 6 (no class April 22)

#### DF1.R

**ANDREA MENDOLA**

Thursday evenings, 5:30 – 8:30 pm  
April 4 – May 9

### Drawing Fundamentals, Level 2 (DF.2)

Understanding and mastering foundational skills will inspire you to see and respond to the world around you with intensified interest and curiosity. In Drawing Fundamentals 2 you will explore natural and human-made subjects in greater depth, emphasizing composition and mark-making.

**Fee: \$195 (6 sessions)** Students who have paid the full tuition and completed level 2 may repeat level 2 at half price. Please call to register and apply this discount.

*Note: Section letters simply indicate different locations or times for a particular course. Sections are listed by start date.*

#### DF2.E

**ANNIE ANDRE**

Tuesday afternoons, 1 – 4 pm  
January 8 – February 12

#### DF2.F

**ANDREA MENDOLA**

Thursday evenings, 5:30 – 8:30 pm  
January 24 – March 7 (no class  
February 14)

#### DF2.G

**LINDA POVERMAN**

Wednesday mornings, 9 am – 12 pm  
February 20 – March 27

#### DF2.H

**ANDREA MENDOLA**

Wednesday evenings, 5:30 – 8:30 pm  
March 6 – April 17  
(no class March 20)

#### DF2.J

**NANCY CHILTON**

Thursday mornings, 9 am – 12 pm  
March 7 – April 11

#### DF2.K

**LYNN FLEISCHMAN**

Monday mornings, 9 am – 12 pm  
April 15 – May 20



## The Practice of Drawing (Drawing Fundamentals, Level 3)

This collection of 3–week modules, each with a particular focus, allows you to customize your drawing practice. As you enroll in various DF3 modules, you will gain fluency in the “languages” of drawing as you explore new tools, media, and subject areas, and ways to effectively communicate in each. Begin to develop a personal vision that expands your experience of “observation” to encompass both internal and external realms.

### DF3: Experimental Drawing

**DEB STEINBERG**

B. Tuesday mornings, 9 am – 12 pm

January 29 – February 12

There is more to the art of drawing than strictly rendering what you see. A big part of what we do as artists is to interpret and experiment. The class will help you spread your wings and develop your own style.

**Fee: \$125 (3 sessions)**

### DF3: Art of Ink

**DEB STEINBERG**

Tuesday mornings, 9 am – 12 pm

B. February 19 – March 5

C. April 9 – April 23

Ink is versatile, inexpensive and readily available, making it a great travel and everyday sketchbook medium. A staple of classical drawing through the ages, ink is now experiencing a resurgence in contemporary art. Try different techniques and types of ink. **Fee: each section, \$125 (3 sessions)**

### DF3: Charcoal Explorations

**LYNN FLEISCHMAN**

Wednesday afternoons, 1 – 4 pm

February 27 – March 13

Charcoal is a powerful yet forgiving tool to explore value and composition, and this class delves deeply into both. We will experiment with point of view, abstraction and representation, and ways to bring your whole body (rather than just your hand and eye) into drawing. **Fee: \$125 (3 sessions)**

### DF3: Cut Paper

**ANDREW RUSH**

Thursday evenings, 5:30 – 8:30 pm

March 14 – March 28

The most valuable foundation underlying memorable visual art is the pattern of dark and light that the eye first sees, long before it sorts out everything else (like color, subject, meaning). Borrowing from my printmaking practice, I have developed some simple exercises working and playing with black/white construction paper to master the skills that produce strong compositions in every, and any, art media. **Fee: \$125 (3 sessions)**

### DF3: Portrait of the Tree (on–site / Drawing Studio)

**ANDREA MENDOLA**

Wednesday afternoons, 1:30 – 4:30 pm

April 3 – April 17

We feel a connection to trees, perhaps more than any other plant. Discover what makes each tree individual, while continuing your own growth as an artist. Gain deeper understanding of the structure and nature of your subject, while interpreting its unique character through increased awareness of mark–making, shape, and value. We will work in the field using charcoal and graphite. **Fee: \$125 (3 sessions)**

## Open Figure Studio

Since the very first day of The Drawing Studio, Open Figure Studio has been the place to hone our practice and enjoy the fellowship of a community of like–minded drawers, painters, and (occasionally) sculptors. It has been an embodiment of The Drawing Studio’s commitment to be easily accessible to everyone.

*Note:* visit [thedrawingstudio.org](http://thedrawingstudio.org) for model schedule and updates

Monday 9:30am –12:30pm General\*

6 –9pm General\*

Saturday 9:30am –12:30pm

\*Long pose, nude

Sunday 9:30am –12:30pm General\*

\*General studies include short (2 min.) to long (up to 1 hour) poses; work from nude (occasionally clothed) model(s);

\*Long pose, same pose for 3 hours, held for 20 min. at a time with breaks in–between. Open studio monitors are open to requests and interests of the session participants. **Fee: \$10/session (no reservations or advance payment required)**

Anyone enrolled in a figure or portrait class may attend Open Studio for \$5/ session between the start and end dates of the class. **Members can purchase 10–session voucher cards for \$75.**

# Drawing

---

## Drawing and Erasing with your Apple Pencil

**BARRY DODGE**

B. Wednesday evenings, 6 – 9 pm

January 9 – January 23

Using the Procreate application on your iPad Pro, we will delve into drawing from observation with an emphasis on measurement and proportion. You will learn how to tune the application's brush settings to get the best results from your Apple Pencil. This class emphasizes drawing, with technology having a supporting role. **Fee: \$125 (3 sessions)**

## Art of Sumi-e – Japanese Brush Painting (CACC)

**JOY MILLS**

Tuesday afternoons, 1 – 4 pm

A. Jan, 22, 29, February 19, 26

B. March 12, 26, April 23, 30

Sumi-e: Japanese Brush Painting is to painting as Haiku is to poetry. We reveal the basic essence of a subject through the use of simple brush strokes. Our practice is based upon step by step demonstrations. Sumi-e is a meditation as well as an art form. All levels welcome! **Fee: each section, \$150 (4 sessions)**

## Drawing the Sky Islands—Madera Canyon (on-site)

**SARAIYA KANNING**

Saturday, 10 am – 4 pm

February 2

White sycamores bend and twist over burbling creek beds, Arizona woodpeckers cackle from the oaks, and Coues deer—a petite subspecies of white-tailed deer—forage in the thickets. We'll spend a full day in this artist's paradise sketching wildlife, plants, and the landscape. Easy walking, leisurely pace, with ample time to sketch! Bring a sack lunch. Carpooling will be an option. Coronado National Forest pass required per car. **Fee: \$90**

## The Nature of Abstraction

**ANDREW RUSH**

Saturday, 10 am – 4 pm

February 23

The word “abstraction” is often misunderstood in art studies as distinct from subject matter, narrative or illustrative art. Yet a grasp of the nature of abstraction is essential to mastery of any way of art-making. In this seminar we will a) look at many examples of abstraction in practice; b) discuss the role of abstraction as a workable aspect of any successful art image; c) spend at least half the day working with our own subjects and style from the point of view of abstraction-in-action. **Fee: \$90**

## Recording the Natural World – Artist as Scientist as Artist

**CYNTHIA MILLER**

Wednesday mornings, 9 am – 12 pm

February 27 – March 13

Using graphite, watercolor and ink, measure and explore the natural world through the tradition of field studies. Instructor provides found natural objects from the forest, sea and desert gardens. Brush up on your skills with these combined media.

**Fee: \$125 (3 sessions)**

## Perspective

**LINDA POVERMAN**

Wednesday afternoons, 1 – 4 pm

February 27 – March 6

To create the illusion of depth in a drawing we must transfer visual info from a 3-dimensional world onto a 2-dimensional surface. In this workshop you will grasp an understanding of how perspective works to do just that. With some tips, observation and exercises, you will start to produce drawings that jump off the page!

**Fee: \$90 (2 sessions)**

## The Pen Tool is Not a Pen

**BARRY DODGE**

Thursday evenings, 6 – 8:30 pm

March 14 – March 28

Many drawing applications have a pen tool that is used to define shapes or selections using a series of Bézier curves. We will use the iPad version of Affinity Designer (available in the App store for approximately \$20) to learn how to create and control Bézier curves. You will create curves and shapes, and apply color, gradients, and transparencies to the shapes to compose images. The skills developed in this class can be applied to other Affinity products as well as Adobe applications such as Photoshop and Illustrator.

**Fee: \$125 (3 sessions)**

## Experimental Drawing II

**DEB STEINBERG**

Tuesday mornings, 9 am – 12 pm

March 19 – April 2

There is more to the art of drawing than strictly rendering what you see. A big part of what we do as artists is interpret and experiment. Unleash your imagination, try new media and have fun developing new types of imagery. A great follow-up class for those who have taken DF3: Experimental Drawing, but you do not have to have taken it to enroll in this class.

**Fee: \$125 (3 sessions)**

## Introduction to Abstraction

**DEB STEINBERG**

Tuesday afternoons, 1 – 4 pm

April 9 – April 30

Whether you work representationally or abstractly, learning how to think abstractly will greatly improve your artwork. Class projects involve the meaningful use of values, forms, color and line to create space and balance in abstract compositions. Students may use medium of their choice. This class is perfect for drawing and painting students interested in exploring or pursuing abstraction. **Fee: \$150 (4 sessions)**

## Exploring Your Voice through Narrative Art

**CARRIE ROBLES**

Tuesday evenings, 5:30 – 8:30 pm

April 9 – April 30

Art is so much more than just creating pretty pictures; it's a universal language of communication. What do you wish to say? You'll be taken on an exploration to hone in on your own artistic voice and vision, learn strategies for creating a composition and scene that conveys your unique story, and work on the creation of a narrative painting(s) or drawing(s). Open to drawing or painting medium of your choice.

**Fee: \$150 (4 sessions)**

## The Studio Art Workshop

**CARRIE ROBLES**

Wednesday evenings, 5:30 – 8:30 pm

April 10 – May 1

Strengthen your art making practice by exploring your own ideas in conjunction with the technical guidance of your instructor. Besides individual help with various techniques, this class will include the principles of picture making that will help you take your work to the next level, including such topics as composition and design. Open to 2D media of your choice.

**Fee: \$150 (4 sessions)**

# Book Arts

---

## Words & Images

### ANDREW RUSH

Thursday evenings, 5:30 – 8:30 pm  
January 17 – February 21

In the cracks of art history are artists like Beatrix Potter, William Blake, Ben Shahn, Saul Steinberg, Edward Gorey and many others whose art explores the relationship between visual and verbal languages and communicates outside the gallery model of “art for walls”. This course will include weekly short projects to develop the skills of simultaneous visual/verbal thinking. Students will invent and carry out their own ‘word/image’ project, with coaching in designing a do-able idea, from concept to finished work. Prerequisite: Drawing Fundamentals 1 & 2 or equivalent.


**Fee: \$195 (6 sessions)**

## Introduction to Illustration (CACC)

### SUSAN SIMON

Wednesday afternoons, 1 – 4 pm  
February 6 – February 27

We artists constantly look carefully at the world around us in order to understand what we are drawing. The comprehension we gain enables us to draw not only what we see, but also what we imagine. Illustration is the art of creating images with a message and taking charge of their clarity and power. This class will set your thoughts and your imagination on fire while deepening your drawing and thinking skills. We will focus on imagination, clarity, emotional content, and the use of a sketchbook as a planning and learning tool. All levels welcome including those who have specific ideas or ongoing projects **Fee: \$150 (4 sessions)**



## Pastel/Colored Pencil

---

### Color Fundamentals – Colored Pencil

#### DEB STEINBERG

B. Tuesday afternoons, 1 – 4 pm  
January 8 – February 12

Once you feel comfortable with basic drawing skills (DF1 and 2, or equivalent), it may be time to move into the fascinating realm of color. This class presents a step-by-step introduction to working in colored pencil, including layering and the effective use of color.

**Fee: \$195 (6 sessions)**

### Intro to Pastel: Representational Techniques

#### CARRIE ROBLES

B. Tuesday evenings, 5:30 – 8:30 pm  
January 15 – February 5

With DF1 and 2 experiences in drawing from direct observation, you may have a yen to venture into the luscious color world of dry pastel. Topics include pastel and paper types, color mixing, layering to create the right color, using value and color to create form and depth, and strategies for creating realistic subject matter. **Fee: \$150 (4 sessions)**

### Portrait Painting in Pastel

#### CARRIE ROBLES

B. Tuesday evenings, 5:30 – 8:30 pm  
February 12 – March 5

We will work from reference and life to learn the soft pastel and pastel pencil techniques necessary to create colorful and realistic portraits. Topics include drawing features, proportions, and characteristics of various parts of the face, design and edge, hair, backgrounds, and a look at the subtleties that bring your work to life.

**Fee: \$180 (4 sessions, includes model fees)**

### Working with Color in Colored Pencil

#### DEB STEINBERG

Thursday mornings, 9 am – 12 pm  
March 21 – April 25

Discover the emotional power of color and how to control it to enhance the mood and impact of your artwork. Learn the basics of color theory and how to mix and match colors accurately, and begin to develop an individual and personal color palette. Suitable for drawing students who are new to color, students who have taken an intro class in the medium, and intermediate/advanced students of the medium.

**Fee: each section, \$195 (6 sessions)**

### Working with Color in Pastel

#### DEB STEINBERG

Thursday afternoons, 1 – 4 pm  
March 21 – April 25

Discover the emotional power of color and how to control it to enhance the mood and impact of your artwork. Learn the basics of color theory and how to mix and match colors accurately, and begin to develop an individual and personal color palette. Suitable for drawing students who are new to color, students who have taken an intro class in the medium, and intermediate/advanced students of the medium.

**Fee: each section, \$195 (6 sessions)**

### Colored Pencil Fundamentals and Beyond

#### CARRIE ROBLES

Tuesday afternoons, 1 – 4 pm  
April 9 – April 30

This class is especially for those who enjoy drawing and are ready to add color. Course will include a variety of colored pencil techniques, including layering, blending, color mixing, burnishing, and how to create textures and form working from a variety of subjects.

**Fee: \$150 (4 sessions)**

### The Power of Pastels

#### CARRIE ROBLES

Wednesday afternoons, 1 – 4 pm  
May 8 – May 29

If you've loved using chiaroscuro in black in white, here's an opportunity to try it in color! We will work with strong light and shadow to create moody and emotive pastel works. Topics covered include layering to create the right color, using value and color to create form and depth, creating a variety of edge types, and how and where to minimize or accentuate visual information in order to tell the story of light.

**Fee: \$150 (4 sessions)**



## Try It! – Art Appetizers

### Try It! Saguaro Portraits in Watercolor (on-site)

**SARAIYA KANNING**

January 12 • Saturday morning, 9 am – 12 pm  
Saguaros take a decade to grow an inch and 75 years or more to grow their first arm! In this class, we'll pay homage to the slow-growing saguaro by painting its portrait in watercolor. We'll meet at a local trailhead, cozy up next to some cactus, and paint in the fresh winter desert air. Carpooling is an option!

### Try It! Oil Painting

**LINO LAURE**

B. January 19 • Saturday afternoon, 1 – 4 pm  
C. March 13 • Wednesday evening, 5:30 – 8:30 pm  
D. May 23 • Thursday afternoon, 1 – 4 pm  
Oil painting is an artist's medium that has been used for centuries. It is forgiving to work with, vibrant and luminous. Come explore the basics of oils!

### Try It! Portrait

**DEB STEINBERG**

March 16 • Saturday afternoon, 1 – 4 pm  
It's not as hard as you might think. Learn the secrets of how to accurately draw a recognizable portrait from a photograph – which in turn will give you a few tools when you begin to draw directly from life.

### Try It! Watercolor

**JUDY NAKARI**

March 20 • Wednesday afternoon, 1 – 4 pm  
Watercolor is FUN! Watercolor isn't hard to do, and it isn't magic once you learn a few basics! We'll explore wet-on-wet, dry brush, color mixing, and a lot more – try it, you'll like it!

### Try It! Drawing and Painting Leaves

**SARAIYA KANNING**

March 23 • Saturday morning, 9 am – 12 pm  
Discover the diversity of leaf shapes in our local ecosystems through art! We'll learn about the most common southeast Arizona trees while drawing their leaves. We'll bring our sketches to life with watercolor.

### Try It! Botanicals in Ink

**DEB STEINBERG**

March 23 • Saturday afternoon, 1 – 4 pm  
The humble ink pen is a wonderful tool for rendering the beauty and detail of flowers and plants. This workshop will get you started on the use of expressive line, stippling and hatching to capture the delicacy of nature. Prior drawing experience required.

THESE CLASSES ARE BITE-SIZED MORSELS OFFERING A TASTE OF WHAT WE TEACH AT THE DRAWING STUDIO. FEE FOR ALL TRY IT! CLASSES: \$40 EACH UNLESS NOTED. MATERIALS PROVIDED.

### Try It! Desert Blooms in Watercolor

**ADELA ANTOINETTE**

March 27 • Wednesday evening, 5:30 – 8:30 pm  
The desert in spring comes alive with gorgeous blooms, inspiring artists, like Georgia O'Keeffe, over the years. How can something so beautiful grow from something so dangerous if encountered too closely? We'll explore in watercolor the flowers of different cacti ranging from cholla to prickly pear and more!

### Try It! Art and Ecology

**SARAIYA KANNING**

March 30 • Saturday morning, 9 am – 12 pm  
In this single day exploration, we'll learn about a few Sonoran Desert plant and animal species and how they are (or could be) affected by current environmental issues. We'll use art to celebrate these organisms, rendering their portraits using the black and gray wash of Pilot water-soluble ink pens and adding details with white charcoal. This class also introduces foundational skills for drawing wildlife and using ink mediums.

### Try It! Desert Botanicals in Watercolor

**ADELA ANTOINETTE**

April 11 • Thursday evening, 5:30 – 8:30 pm  
Botanical illustrations are created to identify species by form and color. They can be found in books, editorials, marketing materials, and tattoo art. Many desert plants that can only be found in the Southwest surround Tucson. Using watercolor, we illustrate some of our favorite plants.

### Try It! Chocolate Tasting & Watercolor Painting

**SARAIYA KANNING**

April 14 • Sunday morning, 9 am – 12 pm  
Participants will interpret the amazing nuances of craft dark chocolate through color and art, connecting taste and sight in a previously unexplored, vivifying way!  
A series of chocolate tastings led by The Enchanted Bean will be combined with a series of watercolor interpretations led by Saraiya Kanning (Raebird Creations). No prior artistic experience necessary. Bring your love for chocolate and curiosity for color.  
**Fee: \$55 (includes chocolate tasting!)**

### Try It! Ink

**SARAIYA KANNING**

April 27 • Saturday afternoon, 1 – 4 pm  
Whether sketching in a coffee shop or a high desert valley, ink pens are a great way to take your drawing practice out into the world. Ink is also ideal for creating bold, high contrast images. We'll learn introductory techniques for using ink, including stippling and cross-hatching. We'll learn about coquille and water-soluble Pilot pens.

### Try It! Watercolor Postcards

**SARAIYA KANNING**

April 28 • Sunday afternoon, 1 – 4 pm  
Send your own hand-painted postcards to friends and family! We will use watercolor to create a vibrant series of 3 or more postcards. We'll draw inspiration from the desert landscape and plants. There will be some time for a bit of abstract color exploration.

### Try It! Animal Portraits

**PAT DOLAN**

May 14 • Tuesday afternoon, 1 – 4 pm  
Express your relationship with the animals in your life as well as animals with whom you feel a deep connection. Learn how to break down an animal portrait into basic shapes and then how to add life and expression to your portrait. We will work in charcoal, pastel and gouache (opaque watercolor).

### Try It! Drawing

**LINO LAURE**

May 16 • Thursday afternoon, 1 – 4 pm  
Drawing is a skill, and anyone can learn how to do it! You'll have the opportunity to try out several black and white drawing mediums as you learn to work from direct observation.

### Try It! Mandalas

**PAT DOLAN**

May 21 • Tuesday afternoon, 1 – 4 pm  
Enjoy an afternoon of exploration and mindfulness. In Sanskrit, "mandala" means circle, and in every culture the circle symbolizes wholeness. Simple universal shapes become sacred images that have the power to transform. However you draw or paint a mandala is perfect. This session is based on cultural anthropologist Angeles Arrien's book Signs of Life as well as the work of Jung. Drawing mandalas is a way to connect with your deepest self. No previous art experience required.



# Youth Art Classes

## Introduction to Linocut Printmaking

**JENNIFER ESCHEDOR**

Sunday afternoons, 1 – 3 pm

January 20 – February 3

Ages 9–17

Have you ever wanted to create your own stamp so that you could print multiple images of one picture? That is exactly what this class will teach you to do... using linoleum as the plate, you will carve away areas to leave a design or image that will be printed with ink. Multiple prints can be made to create an edition.

**Fee: \$75 (3 sessions)**

## Pet Portraits

**SARAIYA KANNING**

Sunday afternoon, 1 – 4 pm

February 24

Ages 9–12

Are you crazy in love with your dog, cat, or guinea pig? Bring a photo of your furry friend and we'll paint their portrait! We'll learn to mix watercolor paint that matches the color of your best friend's fur, feathers, or scales. **Fee: \$40 (1 session)**

## Go Figure!

**NANCY CHILTON**

Sunday afternoons, 1 – 4 pm

March 3 – 24

Ages 13–17

Draw from live, clothed models to learn proportions, anatomy, foreshortening, and expression of the human face and figure. During each session students will work gesturally from several quick poses to develop intuitive response. Longer poses will foster observational skills and attention to form and detail. Create new pathways of expression using a variety of experimental drawing techniques and materials.

**Fee: \$150 (4 sessions)**



ALL CLASSES MEET AT THE DRAWING STUDIO

## Drawing from the Right Side of the Brain

**SHANTAYE MCMORROW**

Saturday mornings, 9 am – 12 pm

March 9 – 23

Ages 9–12

Students will explore a variety of technical drawing exercises using different mediums such as blind contours, drawing with their non-dominant hand, and continuous line contours to improve their observational drawing skills. From here, students will apply skills learned to draw a wide arrangement of subject matter. Students will then use observational studies to create unique works of art.

**Fee: \$110 (3 sessions)**

## Keeping a Watercolor Journal

**SARAIYA KANNING**

Sunday mornings, 9 am – 12 pm

March 24 – 31

Ages 9–12

Journals are magical places where our ideas come to life and our imaginations play. In this 2-day class, we'll use watercolor, ink pens, and collage to invent mythical creatures, design our own treehouses, create our own planet, and more. We'll learn basic watercolor and ink techniques and then combine them for a more detailed effect. **Fee: \$75 (2 sessions)**

## Experimentations with Watercolor

**SHANTAYE MCMORROW**

Saturday afternoons, 1 – 4 pm

April 6 – 27 (no class April 20)

Ages 13–17

Students will obtain knowledge regarding technical watercolor skills such as creating washes, exploring dry brush vs. wet brush, layering and adding texture. After learning and becoming familiarized with watercolor techniques, students will have the opportunity to apply techniques to their own artwork developed around themed subject matter.

**Fee: \$110 (3 sessions)**



## Explorations in Mixed Media

**HEIDI UDOVICH-HOSCHEIDT**

Sunday afternoons, 1 – 4 pm

April 7 – 28 (no class April 21)

Ages 9–12

This class will provide student's the opportunity to create mixed media masterpieces! Every student will learn about contemporary mixed media artists like, Nick Cave, Faith Ringgold, and Agne Zdanaviciute; then design 2-D pieces using various materials inspired by the artist's work. Students will use their imagination to mix unlikely media together creating landscapes, still life, self-portraits and more!

**Fee: \$110 (3 sessions)**

## Animals in Watercolor (open to families, ages 9 and up)

**SARAIYA KANNING**

Sunday afternoons, 1 – 4 pm

May 12 – 26

Ages 9–17

this series of single day art adventures, children and their families are invited to experience the thrill and joy of watercolor painting. We'll learn foundational techniques for drawing, mixing color, creating washes, and making textures. We'll paint cats, lizards, and colorful parrots. **Fee: \$110 (3 sessions)**



# Painting

---

## Alla Prima Painting

**CARRIE ROBLES**

Wednesday afternoons, 1 – 4 pm

B. January 9 – January 30

Oil, Water-soluble Oil, and Acrylic welcome.

Alla Prima is creating a painting in one go! We'll learn how to layer wet paint, mix color, create form with values, experiment with edges, and handle brushes, from economy of stroke to a higher level of finish. (Although alla prima often implies wet-on-wet and is applied to oil painting, acrylic painters are welcome and will be advised on using a medium to make the paint open longer so it acts more like oil.) **Fee: each section, \$150 (4 sessions)**

## Explorations in Representational Painting

**CARRIE ROBLES**

Thursday afternoons, 1 – 4 pm

January 10 – February 28

Oil, Water-soluble Oil, and Acrylic welcome.

Over 8 weeks, you will truly explore, in depth, the big concepts as well as the intricacies of creating realistic paintings. What takes a painting to a realistic level of finish lies most often in the subtleties. Topics covered: direct and indirect painting strategies, creating form and mass with color, value and edge, brush handling for various levels of finish, color and value dominance, focal point and composition. **Fee: \$225 (8 sessions)**

## Exploring Your Voice through Narrative Art

**CARRIE ROBLES**

Tuesday evenings, 5:30 – 8:30 pm

April 9 – April 30

Art is so much more than just creating pretty pictures; it's a universal language of communication. What do you wish to say? You'll be taken on an exploration to hone in on your own artistic voice and vision, learn strategies for creating a composition and scene that conveys your unique story, and work on the creation of a narrative painting(s) or drawing(s). Open to drawing or painting medium of your choice.

**Fee: \$150 (4 sessions)**

## Introduction to Painting

**CARRIE ROBLES**

Wednesday afternoons, 1 – 4 pm

April 10 – May 1

Oil, Water-soluble Oil, and Acrylic welcome.

Are you hoping to jump into the wonderful world of paint? This course will cover all the essentials to get you feeling comfortable wielding that brush! Topics include brush handling, color mixing, underpainting, blocking in, blending and how to create form with paint in representational painting. **Fee: \$150 (4 sessions)**

## The Studio Art Workshop

**CARRIE ROBLES**

Wednesday evenings, 5:30 – 8:30 pm

April 10 – May 1

Strengthen your art making practice by exploring your own ideas in conjunction with the technical guidance of your instructor. Besides individual help with various techniques, this class will include the principles of picture making that will help you take your work to the next level, including such topics as composition and design. Open to 2D media of your choice. **Fee: \$150 (4 sessions)**

OIL

---

## Intro to Traditional Oil Painting

**MYKL WELLS**

Tuesday evenings, 5:30 – 8:30 pm

B. January 8 – January 29

The indirect method of oil painting starts with an underpainting, and uses glazes, and scumbles to bring the painting to life. At the beginning of each class, the instructor will demonstrate the techniques and materials to be used in that stage of the painting. Students choose their own subject matter, which can include working from photographs. Students will work on multiple small study paintings. The instructor will circulate and work with students to develop their paintings. Students should have a thorough grounding in drawing skills (minimum of DF1 and 2, or equivalent). **Fee: \$150 (4 sessions)**

## Still Life—Watercolor or Oil

**JUDY NAKARI**

B. Wednesday mornings, 9 am – 12 pm

January 9 – January 30

Suitable for watercolor or oil. By focusing on a still-life setup, we employ design, composition, edge quality, color theory ~ all the basics of a successful

painting. Instructor will demonstrate and offer individual help. **Fee: \$150 (4 sessions)**

## Color Fundamentals in Oil

**DEB STEINBERG**

B. Thursday mornings, 9 am – 12 pm

January 10 – February 14

Once you feel comfortable with basic drawing skills, it may be time to move into the fascinating realm of liquid color. This class presents a step-by-step introduction to the effective use of color in oil and the understanding of a new medium.

**Fee: \$195 (6 sessions)**

## Oil Painting Fundamentals

**LINO LAURE**

C: Saturday afternoons, 1 – 4 pm

February 2 – March 2

D. Tuesday evenings, 5:30 – 8:30 pm

April 2 – April 30

Explore the basic nature of working with oil paints. This class will focus on managing the use of oil paints and brushes, techniques, color use and composition. **Fee: each section, \$175 (5 sessions)**

## Oil Painting Studio

**MYKL WELLS**

Tuesday evenings, 5:30 – 8:30 pm

B. February 5 – February 26

C. March 5 – March 26

This Oil Studio provides more time for students currently or previously enrolled in beginning oil painting classes to independently explore methods and materials and get feedback and answers to specific questions from the instructor. This is also an excellent opportunity for intermediate and advanced students to hone their craft with like-minded individuals. Students taking Intro to Traditional Oil Painting are especially encouraged to participate in this oil studio. **Fee: each section, \$150 (4 sessions)**

## Oil Techniques

**DEB STEINBERG**

B. Thursday mornings, 9 am – 12 pm

February 21 – March 14

Bring your paints and palette, work with and learn from other painters under the guidance of a The Drawing Studio master teaching artist. This four-week section will present a different challenge in the medium. You will develop new skills and expand and refine your oil palette.

**Fee: \$150 (4 sessions)**



# Painting

---

## Introduction to Oil and Wax

**PAT DOLAN**

Saturday, 10 am – 4 pm  
March 2

Discover the beauty and subtlety of cold wax medium (CWM). CWM is composed mainly of beeswax with a small amount of solvent and other ingredients to aid in drying time, which is then combined with oil paint. This is a fun way to break out of old patterns or recharge your art practice. Transparent color is layered over opaque color, dark over light. The approach is intuitive and playful — out of your head and into your soul.

**Fee: \$120 (includes some materials)**

## Working with Color in Oil

**DEB STEINBERG**

Friday mornings, 9 am – 12 pm  
March 15 – April 19

Discover the emotional power of color and how to control it to enhance the mood and impact of your artwork. Learn the basics of color theory and how to mix and match colors accurately, and begin to develop an individual and personal color palette. Suitable for drawing students who are new to color, students who have taken an intro class in the medium, and intermediate/advanced students of the medium. **Fee: each section, \$195 (6 sessions)**

## Color and More Color – Oil and Wax

**PAT DOLAN**

Wednesday afternoons, 1 – 4 pm  
May 8 – May 29

Here's an opportunity to continue exploring oil paint and cold wax and the use of color principles in a way unique to cold wax painting. Learn new color techniques including layering, transparent color, etching & mark making. If you are new to cold wax painting, don't worry; we will cover the basics during the first session.

**Fee: \$170 (4 sessions, includes some materials)**

ACRYLIC

---

## Abstract Painting in Acrylic

**LISA MISHLER**

Monday afternoons, 1 – 4 pm

### B. Moving Deeper into Variety and Contrast

January 7 – February 25

Deepen your exploration of variety and contrast with the goal of discovering a more personal voice in your artwork.

## C. Learning How Not to Overthink It and Let Go

March 4 – April 22

We tend to over-work our paintings by over-thinking them. We will learn to “Let Go” by creating urgency and painting with immediacy. Creativity is being able to take facts and feelings and turn them into metaphors, communicating through color, shape, and line in your own language. **Fee: each section, \$225 (8 sessions)**

## Intro to Acrylic Painting/Acrylic Studio

**CYNTHIA MILLER**

B. Wednesday mornings, 9 am – 12 pm  
January 9 – February 13

START, or start again, exploring materials and methods of this versatile and user-friendly, water-based painting medium. Color mixing and value painting with acrylics are highlighted. Work from both observation and invention. Guided exercises in a supportive atmosphere will allow you access to your painting visions and goals. Materials discussion at first class. **Fee: \$195 (6 sessions)**

## Black, White, & Grayscale Painting

**LISA MISHLER**

Saturday and Sunday, 10 am – 3 pm  
January 12 and 13

Instruction will hone in on specific aspects of painting, such as shape, depth, line, pattern, and value. Develop your sensibilities in the subtler aspects of painting. Recommended: some experience painting in acrylics, not a beginner level class. **Fee: \$125**

## How to Be a Better Painter

**JOSH GOLDBERG**

Tuesday mornings, 8:30 – 11:30 am  
B. January 15 – February 19

A studio acrylic painting class for every skill level, whether abstract or representational painter. Requirements: a radical openness and a willingness to change direction; igniting oneself, feeding and ripening of the work. You will learn how to:

- see what you are not seeing
- break open the surface
- stop being literal
- contract & expand your composition
- make & create directional change
- see & create meaning
- use cognitive disruption
- combine each-ness & everything

- see degrees of embodied reality
  - evolve a new language for your work
- Fee: \$195 (six sessions)**

## Acrylic Painting Studio Basics

**CYNTHIA MILLER**

A. Sunday afternoons, 1 – 4 pm  
March 3 – April 7

B. Wednesday mornings, 9 am – 12 pm  
April 3 – May 8

Construct your own stretched canvas to launch your journey through acrylic painting interpretations of well-loved world paintings. Work from observation and invention as you follow your own lead and break the mold of what you think painting is. Some reading from *The View from the Studio Door* by Ted Orland and others. A good class for those painters setting up a home practice. **Fee: \$195 (six sessions)**

## Abstract Painting as Visionary Recital

**JOSH GOLDBERG**

Tuesday mornings, 8:30 – 11:30 am  
March 12 – April 16

A visionary recital is a work of art that contains the most personal and deepest, often unknown, images of ourselves and our world. The “recital” is directed from and toward our self to dwell upon and examine. It is to gain insight into who and what we are through apophenic seeing; that is, the connection between things and patterns (for example, the simple seeing of faces or shapes in clouds). It is “unmotivated seeing”. The immediate and specific feeling of meaningfulness when suddenly one “connects the dots”. In Zen it is called “right-seeing” or seeing the whole together (zenki): possibility, capacity, and response. A work of art that gives birth to itself. Topics include unity of opposites, the nesting of elements, archetypes, imago and image, availability and openness, and painting from one's home ground. **Fee: \$195 (six sessions)**

## Exploring Abstract Composition

**LISA MISHLER**

Monday afternoons, 1 – 4 pm  
April 29 – May 20

Explore beyond the traditional rules and formats to develop a more personal voice and keep your abstract art practice fresh and exciting. Recommended: experience with acrylic paint, color mixing and the vocabulary of basic composition. **Fee: \$150 (4 sessions)**

# Painting

---

## WATERCOLOR/ GOUACHE

---

### Beginning Watercolor

**TAD LAMB**

Monday afternoons, 1 – 4 pm

B. January 7 – February 11

Learn how to apply color, how to remove color, the basics of color theory, many useful techniques as well as the meaning of white space, back runs and happy accidents. **Fee: \$195 (6 sessions)**

### Still Life—Watercolor or Oil

**JUDY NAKARI**

B. Wednesday mornings, 9 am – 12 pm

January 9 – January 30

Suitable for watercolor or oil. By focusing on a still-life setup, we employ design, composition, edge quality, color theory ~ all the basics of a successful painting. Instructor will demonstrate and offer individual help.

**Fee: \$150 (4 sessions)**

### Exploring Watercolor

**JUDY NAKARI**

B. Saturday mornings, 9 am – 12 pm

January 12 – March 2

Conquer the mysteries of watercolor painting in a loose, expressive way, employing design, composition, color mixing and including shapes, values, color and edges. With demonstrations, individual help, and hand-outs, you will finish this course with a painting – or several paintings – you can be proud to claim as yours! Explore unusual substrates such as yupo, gessoed paper, Bristol board, and techniques such as wet-in-wet, dry brush, washes and glazes. Recommended: introductory experience with watercolor. **Fee: each section, \$225 (8 sessions)**

### Introduction to Watercolor

**SARAIYA KANNING**

Wednesday evenings, 5:30 – 8:30 pm

January 30 – March 6

Transparent, forgiving, and versatile, watercolors bring the page to life. Drawing on plants, animals, and landscapes for inspiration, we'll learn foundational techniques for watercolor painting. We'll practice color mixing, build hand dexterity, and discover textures made with sponges and salt. Finally, we'll use Micron black ink pens to add detail and depth to our paintings.

**Fee: \$195 (6 sessions)**

### Color Basics in Watercolor

**ANNIE ANDRE**

Tuesday afternoons, 1 – 4 pm

February 19 – February 26

If you're just getting started with color, this workshop will give you the basics of color theory, mixing, blending and creating harmonies. Simple, light-hearted exercises are designed to show you how to manipulate hue, value and temperature for maximum effect in your artwork.

We will use watercolor, but the same concepts apply to other media as well. **Fee: \$90 (2 sessions)**

### Water Is Water

**TAD LAMB**

Monday afternoons, 1 – 4 pm

February 25 – March 18

Water is water, I say it all the time. Discover how watercolor makes the perfect medium for painting water in all its moods and forms. From a dark stormy sky to a still icy stream, learn how watercolor uniquely lends itself to painting...water. Suitable for intermediate to advanced watercolor students. **Fee: \$150 (4 sessions)**

### Color in Watercolor

**TAD LAMB**

Monday afternoons, 1 – 4 pm

March 25 – April 15

Explore the properties of watercolor, learn color systems that work, learn how to control value, and discover the power of our personal palette.

**Fee: \$150 (4 sessions)**

### Watercolor Studio

**JUDY NAKARI**

Thursday afternoons, 1 – 4 pm

April 4 – May 9

This is an intermediate-level course for students who are comfortable with the basics of painting in watercolor and want to begin to explore their own projects under the guidance of an experienced teacher. Individual feedback will be coupled with group demos and handouts. Students should plan to bring their own source material (sketchbooks, photos, small still life materials, etc.) from which to work, which will be supplemented as needed by the instructor.

**Fee: \$195 (6 sessions)**

### Introduction to Watercolor Journaling (on-site)

**SARAIYA KANNING**

Saturday morning, 9 am – 12 pm

April 13 – April 27

Visual journals help us find beauty, wonder, and interest in our daily lives. In this class, we'll use watercolor and micron pen to record observations as well as use our imaginations. We'll use words and images side-by-side, play with colors and textures, and find inspiration in both natural and urban settings.

**Fee: \$125 (3 sessions)**

# Portrait / Figure

---

### Expressive Human Figure

**NANCY CHILTON**

Thursday afternoons, 1 – 4 pm

B. January 10 – January 31

The process of drawing a living, breathing person involves depths of expression tapped from our own experiences of being human. How do we respond – intuitively, genuinely, accurately – through the process of this encounter? How does the practice of figure drawing develop new possibilities for creative expression and inspiration? Join us and find out! Open to both beginning and experienced figure drawers. DF1 & DF2, or equivalent, recommended. This course may be repeated multiple times. **Fee: \$175 (4 sessions, includes model fee)**

### Figure Intensive

**ANDREW RUSH**

Saturday, 10 am – 4 pm

January 26

Engage with the living, breathing figure through drawing short and long poses and working on large (36"+) paper. **Fee: \$115 (includes model fee and some paper)**

### Portrait Drawing (JL)

**PAUL MOHR**

Sunday mornings, 9 am – 12 pm

B. February 10 – March 17

Portraiture skills combine the ability to work from observation, and the patience to allow the relationship between drawer and sitter to evolve. Those new to drawing portraits will develop an understanding of facial anatomy, light and shade, as well as a variety of technical approaches. Continuing students explore conventions of portraiture and engage in studies involving longer poses. Personalized instruction for beginners and continuing students. **Fee: \$235 (6 sessions, includes model fee)**

### Figure Drawing (JL)

**PAUL MOHR**

Sunday mornings, 9 am – 12 pm

March 24 – May 5 (no class April 21)

Learning to draw the figure can be a gateway to understanding better what it means to be human. Students will study anatomy, proportion, symmetry, value, gesture, mass and form, with ample opportunity to practice capturing the spirit that illuminates the form. Short poses will help students loosen up and gain confidence in their drawing capability, and long poses will help students learn how to develop a figure drawing with accuracy and energy. **Fee: \$235 (6 sessions, includes model fee)**



---

## Mixed Media & Collage

---

### Introduction to Figure Drawing

**CARRIE ROBLES**

Tuesday afternoons, 1 – 4 pm

May 7 – May 28

Figure drawing will strengthen your art no matter what direction you ultimately hope to go in. Though this honored tradition can seem complex, we will break it down into manageable and tried and true techniques to help you accurately depict the beauty of the human form. Topics covered include sighting and proportion, gesture, rhythm, comparative measuring, clocking angles, construction, rendering 3-D form with value, and a bit of artistic anatomy for good measure! **Fee: \$175 (4 sessions, includes model fee)**

### Explorations in Portraiture

**CARRIE ROBLES**

Tuesday evenings, 5:30 – 8:30 pm

May 7 – May 28

The rewards of portraiture are immense, especially when you see the magic of your subject come to life on your page! This course is for those wanting to begin exploring portraiture as well as for the more experienced portraitist to develop skills even further. Learn how to construct the head and face using sighting and comparative measurement techniques, block in and construct, model form with value and color, accurately structure facial features to capture a likeness. Open to drawing and painting. **Fee: \$175 (4 sessions, includes model fee)**

---

## Landscape / Plein air

---

### Drawing the Sky Islands—Madera Canyon (on-site)

**SARAIYA KANNING**

Saturday, 10 am – 4 pm

February 2

White sycamores bend and twist over burbling creek beds, Arizona woodpeckers cackle from the oaks, and Coues deer—a petite subspecies of white-tailed deer—forage in the thickets. We'll spend a full day in this artist's paradise sketching wildlife, plants, and the landscape. Easy walking, leisurely pace, with ample time to sketch! Bring a sack lunch. Carpooling will be an option. Coronado National Forest pass required per car. **Fee: \$90**

### Expressive Pastels & Mixed Media Workshop

**PAT DOLAN**

Saturday, 10 am – 4 pm

May 4

You've discovered pastels, love working in the medium, and have purchased several luscious sets of pastel. Take another step, be free and play with different mediums to create lush color underpainting: alcohol washes, gouache, watercolor, colored ink. Experiment with different approaches and techniques for dynamic composition. Stop thinking about what you "know" about color, and trust how your eye sees color and its gorgeous nuances. **Fee: \$90**

---

## Printmaking

---

### INTAGLIO OPEN LAB

**ANDREW RUSH, TOM LINDELL, JENNIFER CLARKE**

Fridays, 9 am – 4 pm

(instruction in the AM only)

For anyone with an interest in intaglio printmaking from beginner to advanced. Processes available: 1) traditional and non-toxic etching, engraving, mezzotint, and mixed media; 2) photo-etching and solar plate-making; 3) edition printing support. Instruction is individually designed for each person's level of skill.

Members can purchase 5-session voucher cards for \$100, which are good for one year).

**Drop in fee is \$25 per day.**

### Print Lab Happy Hour

**GABY HURTADO-RAMOS**

Mondays, 5:30 - 8:30pm

Evening open print studio for all levels of experience, provides access to etching equipment and presses with flexible instruction and support. Variety of processes available included relief, intaglio, monoprint, and collagraph. Bring tools and supplies if you can. **Fee: \$10 (drop in, no registration required)**

---

## Professional Practice

---

### Master Class (Drawing Studio/other sites)

Based on the Art Students League in New York, this class is for experienced student-artists who are ready to develop a regular independent art practice and commit to intensive study with the instructor and each other. Activities may include classroom work, individual consultations, and field trips to museums, galleries, and studios. Discover your passions and personal voice, gain confidence, experiment and be a part of a small supportive community of artists working alongside a master teaching artist.

An exploratory Master Class is currently running with Pat Dolan. Additional opportunities for fall are under development. Admission by interview only, contact the office for more information.



# Our Faculty

**ANNIE ANDRE:** BFA from Univ. of AZ, Graduate of The Drawing Studio CERTS program for drawing teachers, former art director and studio manager for Hallmark Cards, freelance designer.

**ADELA ANTOINETTE:** Adela is an Arizona native and a diverse artist with a passion for illustration and fine arts. Antoinette attended the University of Arizona and graduated with a BFA in Studio Art-Visual Communication with an emphasis in Illustration in 2016. Her work is influenced by the desert and surrounding downtown Tucson area she calls home.

**JENNIFER CLARKE:** attended art school in London, an art conservator, oil painter and printmaker, prior to teaching at The Drawing Studio, taught non-toxic printmaking for many years in Tranekear, Denmark.

**NANCY CHILTON:** BFA, draws, paints, prints, writes, and assembles objects out of papier-mâché, beeswax and other stuff.

**BARRY DODGE:** BA, Computer Science/Asian Studies, Univ. of Oklahoma: explores the intersection of commercial art, fine art, and technology.

**PAT DOLAN:** BS Art, MS Visual Design: have enjoyed many years teaching art from university to community colleges to The Drawing Studio ; love making art and teaching art, especially drawing; crazy about pastels and making a difference. See [patdolan.net](http://patdolan.net).

**JENNIFER ESCHEDOR:** BFA from Kent State Univ. in Fibers and Drawing, has taught art to children at Carnegie Museum of Art and later became certified to teach art in public schools. Moved to Tucson to earn Masters degree at the Univ. of Arizona and continues to teach art in a variety of settings. Her artwork combines printmaking on fabric with other fiber techniques.

**LYNN FLEISCHMAN:** BFA, MFA: The Drawing Studio founding member, former Executive Director, currently Education and Outreach Director; teaches drawing fundamentals, charcoal, ArtMoves outreach, and dance; certified Open Floor International conscious dance teacher.

**JOSH GOLDBERG:** BFA, MA, Asian Studies and Art History, Mich. State: Active Arizona artist and art educator since 1990, exhibiting at UA, Davis Dominguez Gallery, teaches abstract painting.

**HEIDI UDOVICH-HOSCHIEDT:** Heidi is an art educator at Esmond Station K-8th in the Vail School District. A native Tucsonan and graduate of TUSD's magnet fine arts program. Heidi received an academic scholarship to the University of Arizona, completing an Art Education degree in 2000. During that time she explored illustration, metal casting, sculpting and figure drawing. Heidi loves teaching art and plans to pursue a Masters degree in counseling. Heidi has an ETSY business, custom painting cowboy and cowgirl boots. She enjoys camping, traveling, and exploring new restaurants!

**SARAIYA KANNING:** MFA, Univ. of AZ: draws and paints in a variety of mediums, including watercolor, pen and ink, and silk painting. Specializes in wildlife and other ecological subjects. View her work at [raebirdcreations.com](http://raebirdcreations.com).

**TAD LAMB:** BFA Printmaking; University of South Alabama. Watercolorist, printmaker, birdwatcher. Longtime member of Desert Artisans co-operative art gallery. Manages Sarnoff Art and Writing.

**LINO LAURE:** Oil painter creating artwork from nature (plein-air) and conceptual pieces. Taught yoga and painting at a large retreat center on the Big Island of Hawaii, where he lived for the past 12 years. See his work at [pbase.com/linolaure](http://pbase.com/linolaure).

**TOM LINDELL:** Ph.D., Biochemistry: retired faculty member from Univ. of AZ Dept. of Molecular and Cellular Biology; taught bioethics and science and theology courses for many years; studied printmaking with Andy Rush.

**SHANTAYE MCMORROW:** Shantaye holds a BFA in Art Education and a M.Ed in Curriculum and Instruction (ABA). Currently she is a Middle School Art Teacher. In her free time she enjoys working in acrylic, watercolor and ink, as well as, skateboarding and listening to her vinyl collection.

**ANDREA MENDOLA:** BA, Education, Univ. of AZ, art studies in Santa Fe: muralist for more than 20 years; teaches drawing and painting to youth and adults; long-time artist of portraiture and the human form, and currently focused on pastel and animal portraiture.

**CYNTHIA E. MILLER:** BFA San Francisco Art Institute, MFA University of Arizona. Recent Artist in Residence and founder of University of Houston-Victoria studio arts program in Victoria, Texas. Former The Drawing Studio teaching artist returns to Tucson to share drawing, painting, press-less printmaking, book arts collaborations.

**JOY MILLS:** MFA, Univ. of AZ: has specialized in Sumi-e for over 20 years and studied with acclaimed Sumi-e instructors and masters from the US and Japan; taught regularly at Pima College as well as for the Desert Museum and the Chinese Cultural Center.

**LISA MISHLER:** studied media arts and photography; 20-year career in interior design; has studied with other The Drawing Studio faculty, signature member of Southern Arizona Watercolor Guild; regularly exhibits work regionally and nationally.

**PAUL MOHR:** BS Studies at UA College of Architecture. With a background in science, he is a figure drawer working in clay, oil, and graphite. Past The Drawing Studio Board Treasurer and past President of Southern Arizona Watercolor Guild

**JUDY NAKARI:** Watercolorist for 30+ years, won many local, state, and national watercolor competitions, recent focus on plein-air and also known for flower portraits, extensive teaching in Colorado, Arizona, California, and Tuscany, Italy.

**LINDA POVERMAN:** Bachelor's in Studio Art from CA State Univ., and post bachelor's certification in Art Education from the Univ. of AZ. She has taught adults in Elderhostel, kids in public school, and students of all ages at The Drawing Studio. Her work has been exhibited in numerous shows and lives in several permanent collections and at the Tucson Airport.

**CAROLYN ROBLES:** BFA Studio Arts, MFA Painting, Laguna College of Art & Design. Trained in classical drawing in Spain, and figure painting in Belgium. Has been a commissioned portrait artist and art instructor for over 20 years. Has won several awards, including the Grand Prize, The Pastel Journal.

**ANDREW RUSH:** BFA, MFA, Founder of The Drawing Studio: A former Associate Professor of Art at University of Arizona. Printmaker, sculptor, and drawer.

**SUSAN SIMON** has been a commercial illustrator for thirty years, specializing in children's books. Her personal illustrative interests are in irony and humor and in how pictures can both explain and add to a picture book story. To see her work, please visit [www.susansimon.com](http://www.susansimon.com)

**DEB STEINBERG:** BA, Univ. of Minnesota: oil painter and illustrator; has taught pastel, oil painting, drawing, and portraiture.

**MYKL WELLS:** Makes paintings, drawings, sculptures and multi-media art that embody dark humor, irreverence and skepticism. His paintings are often described as depraved children's book illustration. His sculpture and unique picture framing incorporate the waste products of American superabundance and marketing.

**MARK ZEPEZAUER:** Art, UC Santa Cruz: author/illustrator of four books; has taught art in the Sunnyside District and held summer cartoon camps for kids.

---

## STAFF

**JULIE GLASS,** Executive Director

**MORGAN MATCHETT,** Development Director

**LYNN FLEISCHMAN,** Education & Outreach Director

**JESSICA KRANZ,** Program Director

**SARAH MYERS,** Office Manager

**BONNIE BORDNER,** Programs and Marketing Coordinator



# Satellite Classes

## JUNIOR LEAGUE / JL



2099 E. River Rd.  
East of Campbell Rd. on the north side of River Rd.

### DF1.J (JL)

**PAUL MOHR**

Sunday afternoons, 1 – 4 pm  
February 10 – March 17

### DF1.P (JL)

**PAUL MOHR**

Sunday afternoons, 1 – 4 pm  
March 24 – May 5 (no class April 21)

### Portrait Drawing (JL)

**PAUL MOHR**

Sunday mornings, 9 am – 12 pm  
B. February 10 – March 17

Portraiture skills combine the ability to work from observation, and the patience to allow the relationship between drawer and sitter to evolve. Those new to drawing portraits will develop an understanding of facial anatomy, light and shade, as well as a variety of technical approaches. Continuing students explore conventions of portraiture and engage in studies involving longer poses. Personalized instruction for beginners and continuing students. **Fee: \$235 (6 sessions, includes model fee)**

### Figure Drawing (JL)


**PAUL MOHR**

Sunday mornings, 9 am – 12 pm  
March 24 – May 5 (no class April 21)

Learning to draw the figure can be a gateway to understanding better what it means to be human. Students will study anatomy, proportion, symmetry, value, gesture, mass and form, with ample opportunity to practice capturing the spirit that illuminates the form. Short poses will help students loosen up and gain confidence in their drawing capability, and long poses will help students learn how to develop a figure drawing with accuracy and energy.

**Fee: \$235 (6 sessions, includes model fee)**

## CASAS ADOBES CONGREGATIONAL CHURCH / CACC



6801 N. Oracle Rd.  
West side of Oracle, between Orange Grove and Ina Rds.

### DF1.K (CACC)

**PAUL MOHR**

Monday afternoons, 1 – 4 pm  
February 11 – March 18

### DF1.Q (CACC)

**PAUL MOHR**

Monday afternoons, 1 – 4 pm  
March 25 – May 6 (no class April 22)

### Art of Sumi-e – Japanese Brush Painting (CACC)

**JOY MILLS**

Tuesday afternoons, 1 – 4 pm  
A. Jan, 22, 29, February 12, 26  
B. March 12, 26, Apr. 16, 30

Sumi-e: Japanese Brush Painting is to painting as Haiku is to poetry. We reveal the basic essence of a subject through the use of simple brush strokes. Our practice is based upon step by step demonstrations. Sumi-e is a meditation as well as an art form. All levels welcome!  
**Fee: each section, \$150 (4 sessions)**

### Introduction to Illustration (CACC)

**SUSAN SIMON**

Wednesday afternoons, 1 – 4 pm  
February 6 – February 27

According to Leonardo da Vinci, artists are scientists because, to draw well, they need to understand what they are drawing. Therefore, artists are constantly looking carefully at the world around them. The comprehension gained when we draw enables us to not only draw what we see, but also what we imagine. Fundamental drawing skills apply to both. This class will set your imagination on fire while deepening your drawing skills. We will focus on imagination, clarity, emotional content, and the use of a sketchbook as a planning and learning tool. **Fee: \$150 (4 sessions)**



2760 N. Tucson Blvd  
Tucson, AZ 85716  
www.drawingstudio.org

# Winter – Spring 2019

## CLASS SCHEDULE

# The Indigo Show

CALL FOR ARTISTS

This is a Drawing Studio  
Members show

SUBMISSION DEADLINE: February 1, 2019

OPENING RECEPTION: March 1, 2019

EXHIBITION DATES: March 1–31, 2019

» Please visit our website for  
more information!

Anita Goss